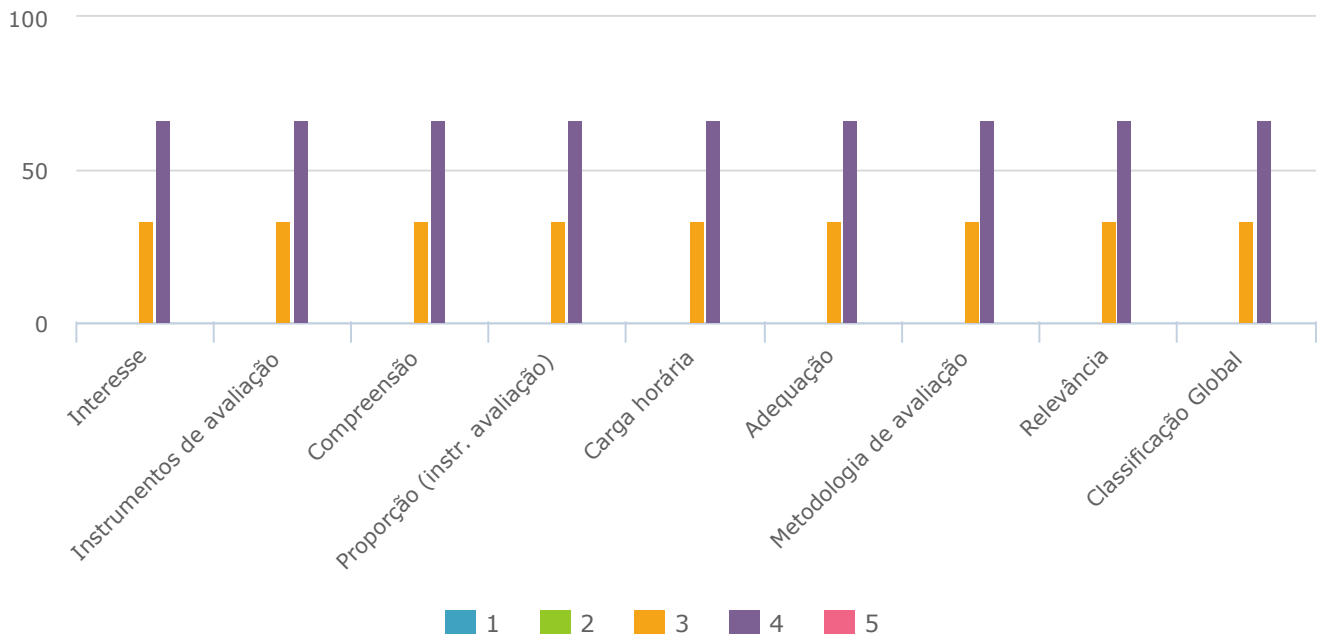


Summary Report

1.º semestre (TEsP_ORGI2) - 20.21

1. Gestão da Qualidade



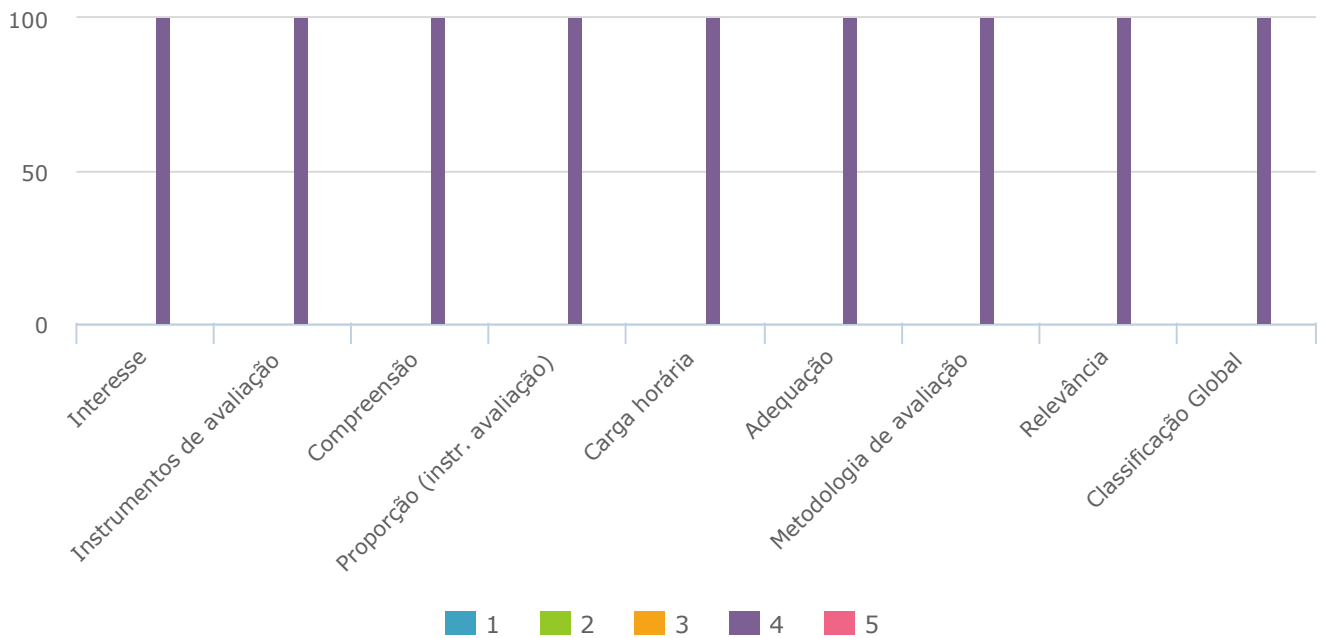
	1	2	3	4	5	Responses
Interesse	0 0.00%	0 0.00%	1 33.33%	2 66.67%	0 0.00%	3
Instrumentos de avaliação	0 0.00%	0 0.00%	1 33.33%	2 66.67%	0 0.00%	3
Compreensão	0 0.00%	0 0.00%	1 33.33%	2 66.67%	0 0.00%	3
Proporção (instr. avaliação)	0 0.00%	0 0.00%	1 33.33%	2 66.67%	0 0.00%	3
Carga horária	0 0.00%	0 0.00%	1 33.33%	2 66.67%	0 0.00%	3
Adequação	0 0.00%	0 0.00%	1 33.33%	2 66.67%	0 0.00%	3
Metodologia de avaliação	0 0.00%	0 0.00%	1 33.33%	2 66.67%	0 0.00%	3

Relevância	0 0.00%	0 0.00%	1 33.33%	2 66.67%	0 0.00%	3
Classificação Global	0 0.00%	0 0.00%	1 33.33%	2 66.67%	0 0.00%	3

Total Responses 3

Skipped 0

2. Gestão Energética



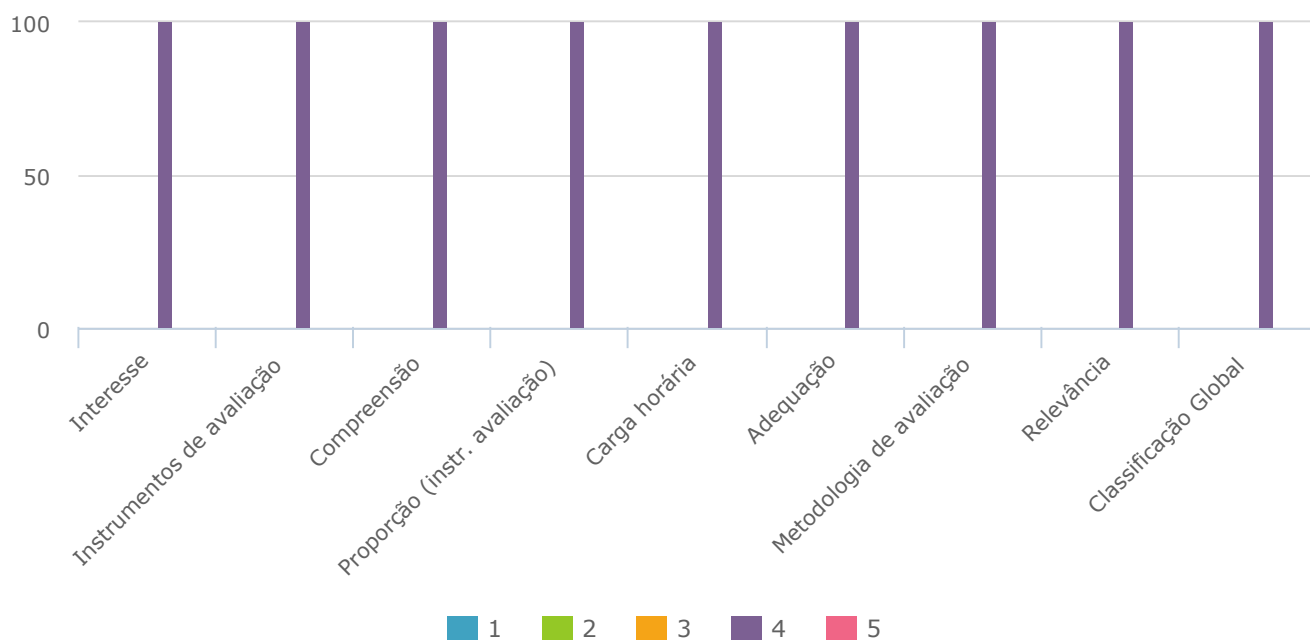
	1	2	3	4	5	Responses
Interesse	0 0.00%	0 0.00%	0 0.00%	3 100.00%	0 0.00%	3
Instrumentos de avaliação	0 0.00%	0 0.00%	0 0.00%	3 100.00%	0 0.00%	3
Compreensão	0 0.00%	0 0.00%	0 0.00%	3 100.00%	0 0.00%	3
Proporção (instr. avaliação)	0 0.00%	0 0.00%	0 0.00%	3 100.00%	0 0.00%	3

Carga horária	0 0.00%	0 0.00%	0 0.00%	3 100.00%	0 0.00%	3
Adequação	0 0.00%	0 0.00%	0 0.00%	3 100.00%	0 0.00%	3
Metodologia de avaliação	0 0.00%	0 0.00%	0 0.00%	3 100.00%	0 0.00%	3
Relevância	0 0.00%	0 0.00%	0 0.00%	3 100.00%	0 0.00%	3
Classificação Global	0 0.00%	0 0.00%	0 0.00%	3 100.00%	0 0.00%	3

Total Responses 3

Skipped 0

3. Segurança e Higiene do Trabalho



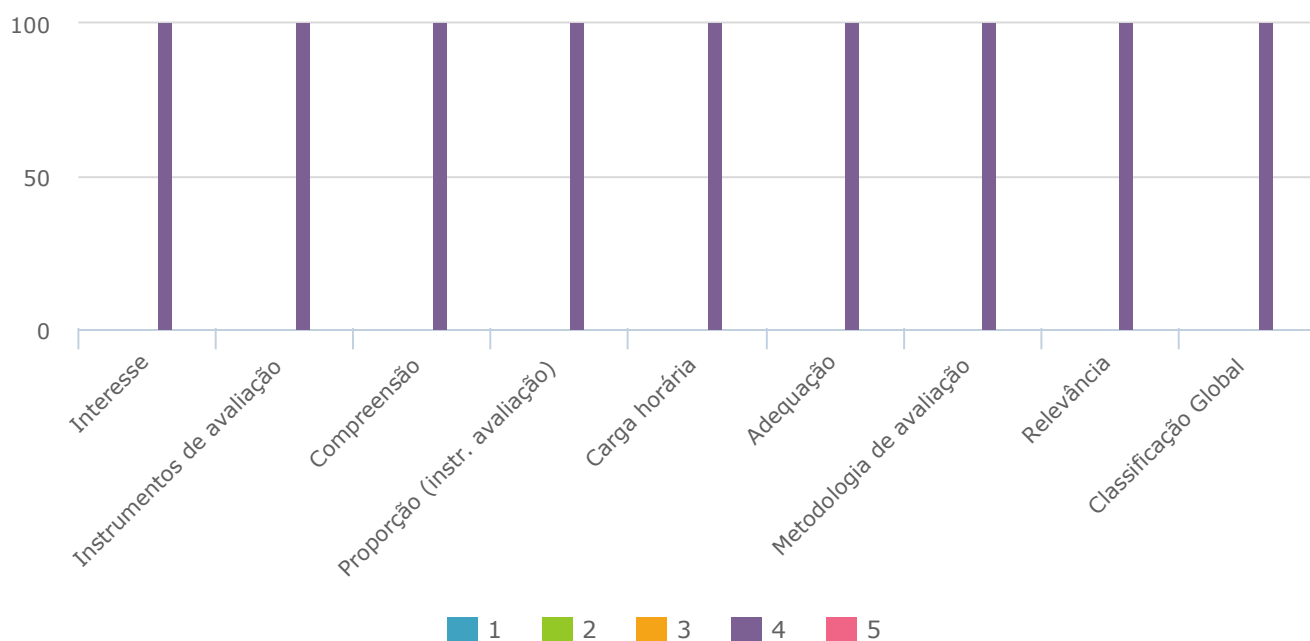
	1	2	3	4	5	Responses
Interesse	0 0.00%	0 0.00%	0 0.00%	3 100.00%	0 0.00%	3

Instrumentos de avaliação	0 0.00%	0 0.00%	0 0.00%	3 100.00%	0 0.00%	3
Compreensão	0 0.00%	0 0.00%	0 0.00%	3 100.00%	0 0.00%	3
Proporção (instr. avaliação)	0 0.00%	0 0.00%	0 0.00%	3 100.00%	0 0.00%	3
Carga horária	0 0.00%	0 0.00%	0 0.00%	3 100.00%	0 0.00%	3
Adequação	0 0.00%	0 0.00%	0 0.00%	3 100.00%	0 0.00%	3
Metodologia de avaliação	0 0.00%	0 0.00%	0 0.00%	3 100.00%	0 0.00%	3
Relevância	0 0.00%	0 0.00%	0 0.00%	3 100.00%	0 0.00%	3
Classificação Global	0 0.00%	0 0.00%	0 0.00%	3 100.00%	0 0.00%	3

Total Responses 3

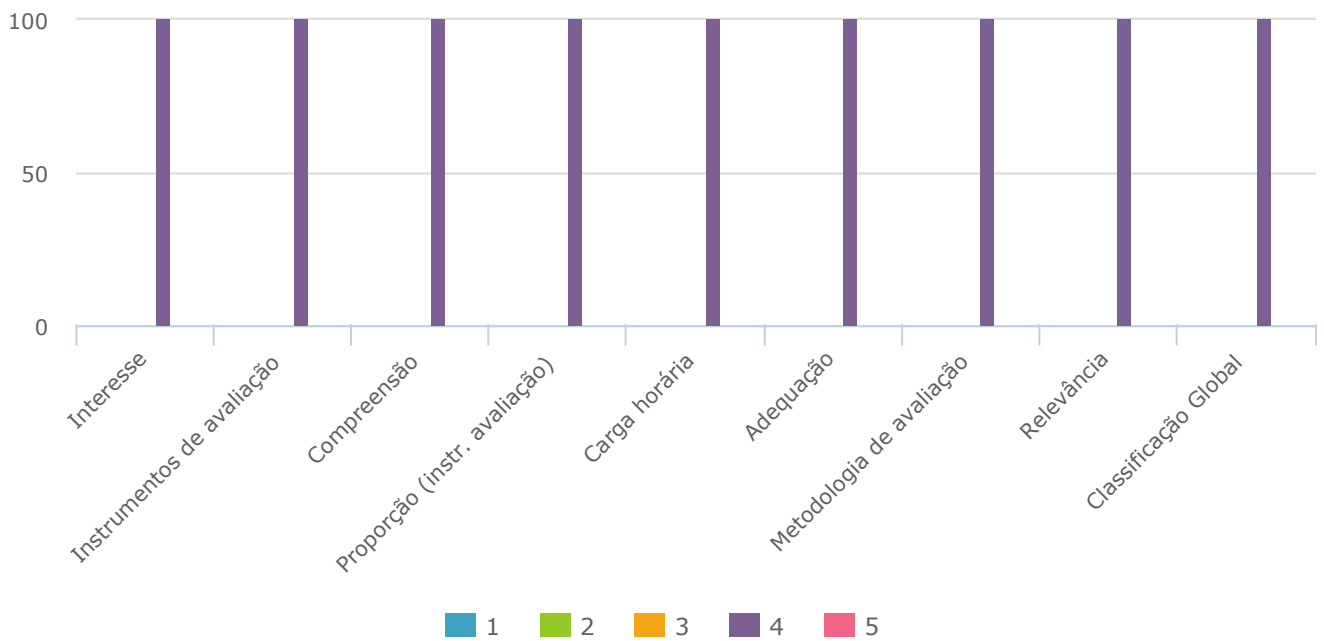
Skipped 0

4. Sistemas de Informação Aplicados



	1	2	3	4	5	Responses
Interesse	0 0.00%	0 0.00%	0 0.00%	3 100.00%	0 0.00%	3
Instrumentos de avaliação	0 0.00%	0 0.00%	0 0.00%	3 100.00%	0 0.00%	3
Compreensão	0 0.00%	0 0.00%	0 0.00%	3 100.00%	0 0.00%	3
Proporção (instr. avaliação)	0 0.00%	0 0.00%	0 0.00%	3 100.00%	0 0.00%	3
Carga horária	0 0.00%	0 0.00%	0 0.00%	3 100.00%	0 0.00%	3
Adequação	0 0.00%	0 0.00%	0 0.00%	3 100.00%	0 0.00%	3
Metodologia de avaliação	0 0.00%	0 0.00%	0 0.00%	3 100.00%	0 0.00%	3
Relevância	0 0.00%	0 0.00%	0 0.00%	3 100.00%	0 0.00%	3
Classificação Global	0 0.00%	0 0.00%	0 0.00%	3 100.00%	0 0.00%	3
Total Responses						3
Skipped						0

5. Estudo do Trabalho e Métodos

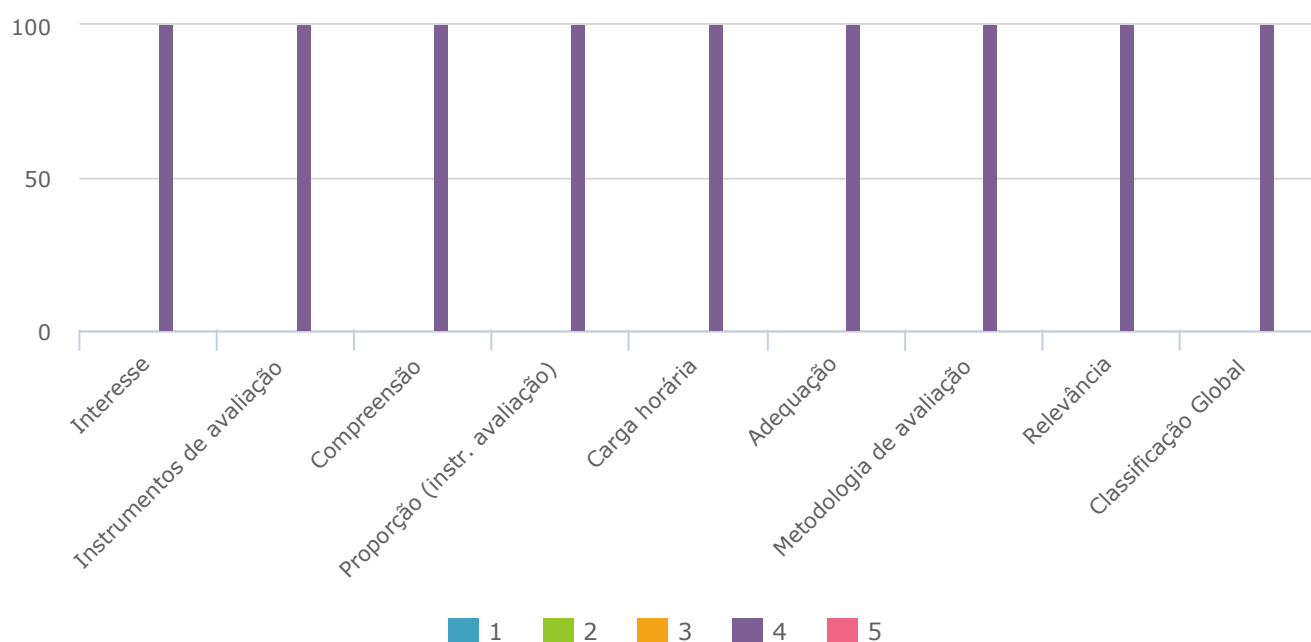


	1	2	3	4	5	Responses
Interesse	0 0.00%	0 0.00%	0 0.00%	3 100.00%	0 0.00%	3
Instrumentos de avaliação	0 0.00%	0 0.00%	0 0.00%	3 100.00%	0 0.00%	3
Compreensão	0 0.00%	0 0.00%	0 0.00%	3 100.00%	0 0.00%	3
Proporção (instr. avaliação)	0 0.00%	0 0.00%	0 0.00%	3 100.00%	0 0.00%	3
Carga horária	0 0.00%	0 0.00%	0 0.00%	3 100.00%	0 0.00%	3
Adequação	0 0.00%	0 0.00%	0 0.00%	3 100.00%	0 0.00%	3
Metodologia de avaliação	0 0.00%	0 0.00%	0 0.00%	3 100.00%	0 0.00%	3
Relevância	0 0.00%	0 0.00%	0 0.00%	3 100.00%	0 0.00%	3
Classificação Global	0 0.00%	0 0.00%	0 0.00%	3 100.00%	0 0.00%	3

Total Responses 3

Skipped 0

6. Gestão de Projetos



	1	2	3	4	5	Responses
Interesse	0 0.00%	0 0.00%	0 0.00%	3 100.00%	0 0.00%	3
Instrumentos de avaliação	0 0.00%	0 0.00%	0 0.00%	3 100.00%	0 0.00%	3
Compreensão	0 0.00%	0 0.00%	0 0.00%	3 100.00%	0 0.00%	3
Proporção (instr. avaliação)	0 0.00%	0 0.00%	0 0.00%	3 100.00%	0 0.00%	3
Carga horária	0 0.00%	0 0.00%	0 0.00%	3 100.00%	0 0.00%	3
Adequação	0 0.00%	0 0.00%	0 0.00%	3 100.00%	0 0.00%	3
Metodologia de avaliação	0 0.00%	0 0.00%	0 0.00%	3 100.00%	0 0.00%	3
Relevância	0 0.00%	0 0.00%	0 0.00%	3 100.00%	0 0.00%	3

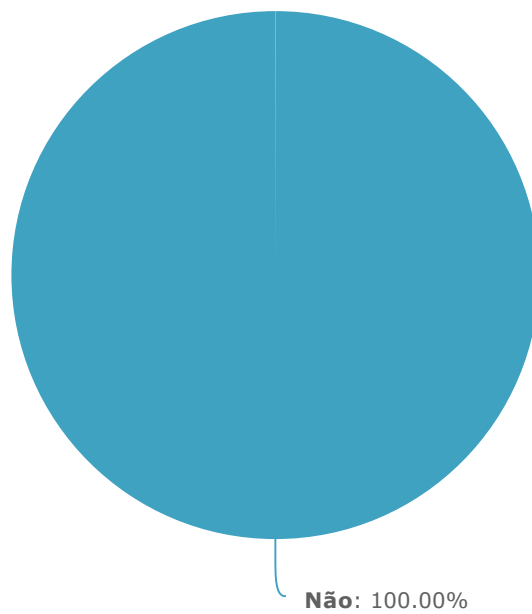
Classificação Global

0 0 0 3 0 3
0.00% 0.00% 0.00% 100.00% 0.00%

Total Responses 3

Skipped 0

7. Está inscrito a mais alguma Unidade Curricular?



Sim 0.00% 0

Não 100.00% 3

Total Responses 3

Skipped 0

8. Se respondeu **Sim** na questão anterior identifique a unidade curricular.
Se respondeu **Não** avance para a página seguinte.

Total Responses	0
-----------------	---

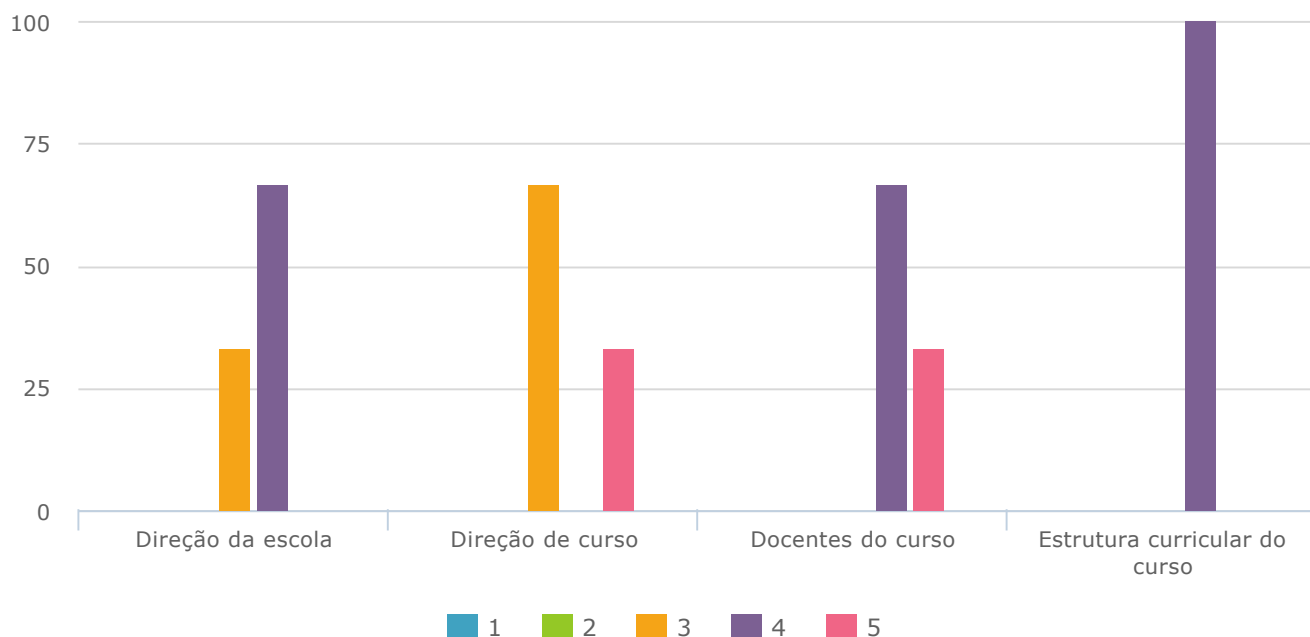
Skipped	3
---------	---

9. Se respondeu **Sim** na questão anterior avalie a Unidade Curricular que identificou.

	1	2	3	4	5	Responses
Interesse	0 0.00%	0 0.00%	0 0.00%	0 0.00%	0 0.00%	0
Instrumentos de avaliação	0 0.00%	0 0.00%	0 0.00%	0 0.00%	0 0.00%	0
Compreensão	0 0.00%	0 0.00%	0 0.00%	0 0.00%	0 0.00%	0
Proporção (instr. avaliação)	0 0.00%	0 0.00%	0 0.00%	0 0.00%	0 0.00%	0
Carga horária	0 0.00%	0 0.00%	0 0.00%	0 0.00%	0 0.00%	0
Adequação	0 0.00%	0 0.00%	0 0.00%	0 0.00%	0 0.00%	0
Metodologia de avaliação	0 0.00%	0 0.00%	0 0.00%	0 0.00%	0 0.00%	0
Relevância	0 0.00%	0 0.00%	0 0.00%	0 0.00%	0 0.00%	0
Classificação Global	0 0.00%	0 0.00%	0 0.00%	0 0.00%	0 0.00%	0
						Total Responses 0
						Skipped 3

10. Avaliação global do curso.

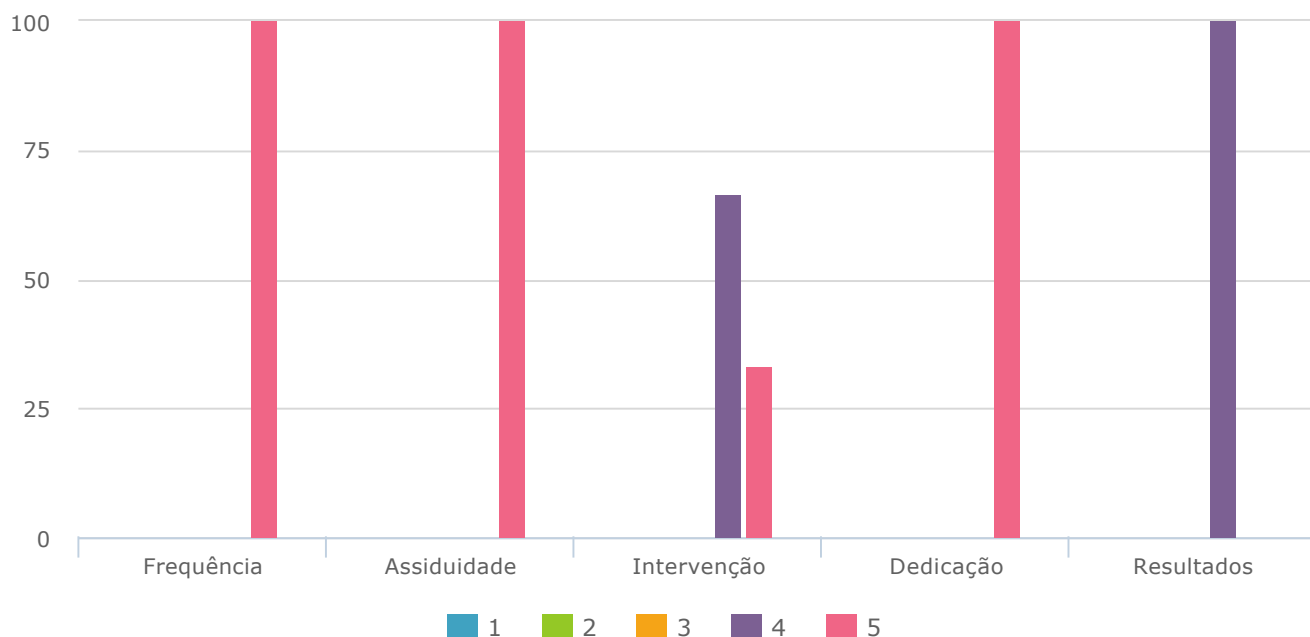
Faça a sua avaliação global do curso.



	1	2	3	4	5	Responses
Direção da escola	0 0.00%	0 0.00%	1 33.33%	2 66.67%	0 0.00%	3
Direção de curso	0 0.00%	0 0.00%	2 66.67%	0 0.00%	1 33.33%	3
Docentes do curso	0 0.00%	0 0.00%	0 0.00%	2 66.67%	1 33.33%	3
Estrutura curricular do curso	0 0.00%	0 0.00%	0 0.00%	3 100.00%	0 0.00%	3
Total Responses						3
Skipped						0

11. Auto-avaliação da sua participação no curso.

Avalie a sua participação no curso.

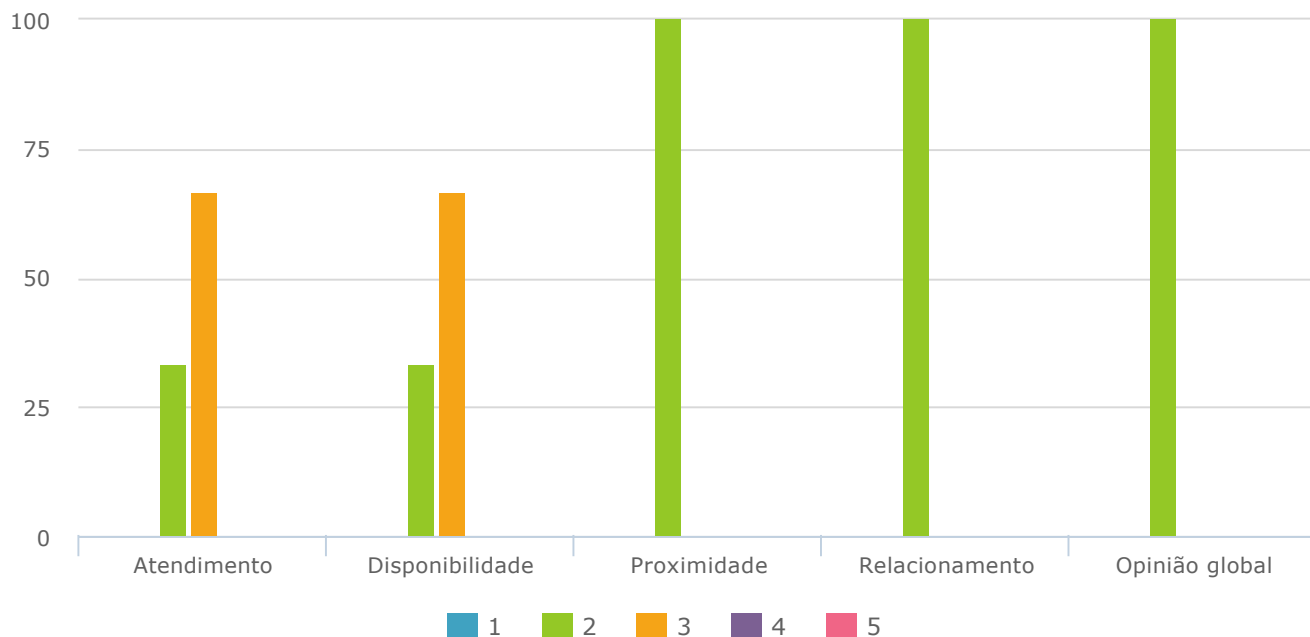


	1	2	3	4	5	Responses
Frequência	0 0.00%	0 0.00%	0 0.00%	0 0.00%	3 100.00%	3
Assiduidade	0 0.00%	0 0.00%	0 0.00%	0 0.00%	3 100.00%	3
Intervenção	0 0.00%	0 0.00%	0 0.00%	2 66.67%	1 33.33%	3
Dedicção	0 0.00%	0 0.00%	0 0.00%	0 0.00%	3 100.00%	3
Resultados	0 0.00%	0 0.00%	0 0.00%	3 100.00%	0 0.00%	3

Total Responses 3

Skipped 0

12. Avaliação da Direção do curso.

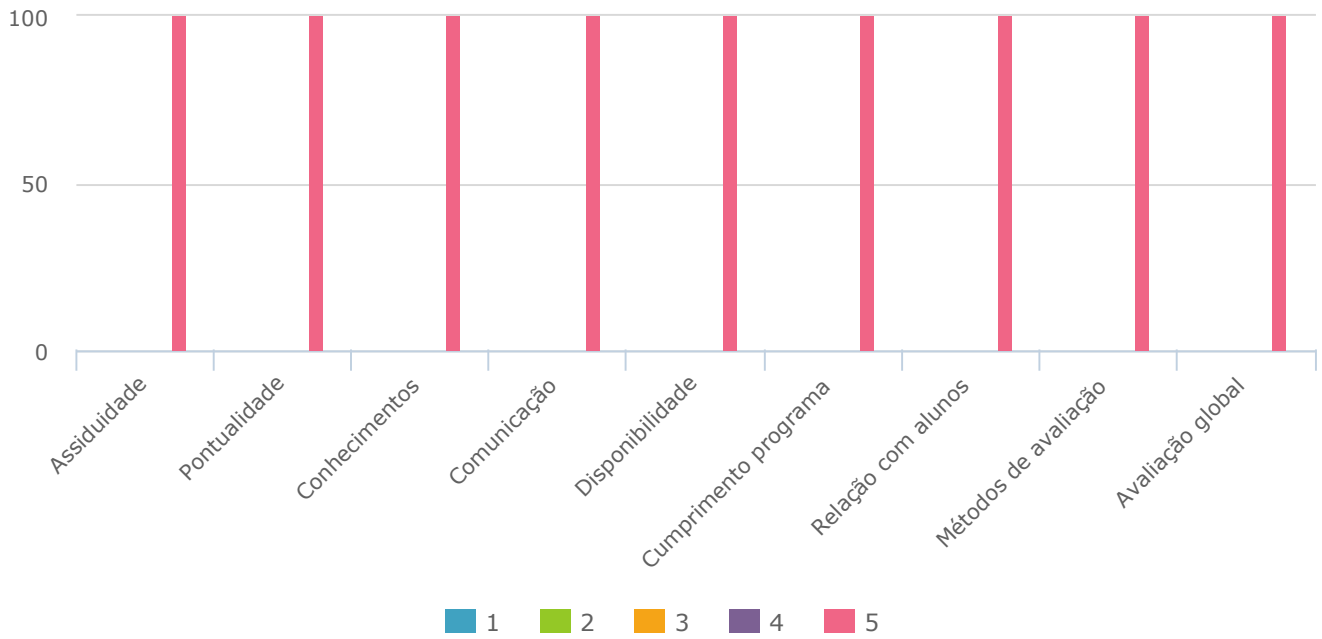


	1	2	3	4	5	Responses
Atendimento	0 0.00%	1 33.33%	2 66.67%	0 0.00%	0 0.00%	3
Disponibilidade	0 0.00%	1 33.33%	2 66.67%	0 0.00%	0 0.00%	3
Proximidade	0 0.00%	3 100.00%	0 0.00%	0 0.00%	0 0.00%	3
Relacionamento	0 0.00%	3 100.00%	0 0.00%	0 0.00%	0 0.00%	3
Opinião global	0 0.00%	3 100.00%	0 0.00%	0 0.00%	0 0.00%	3

Total Responses 3

Skipped 0

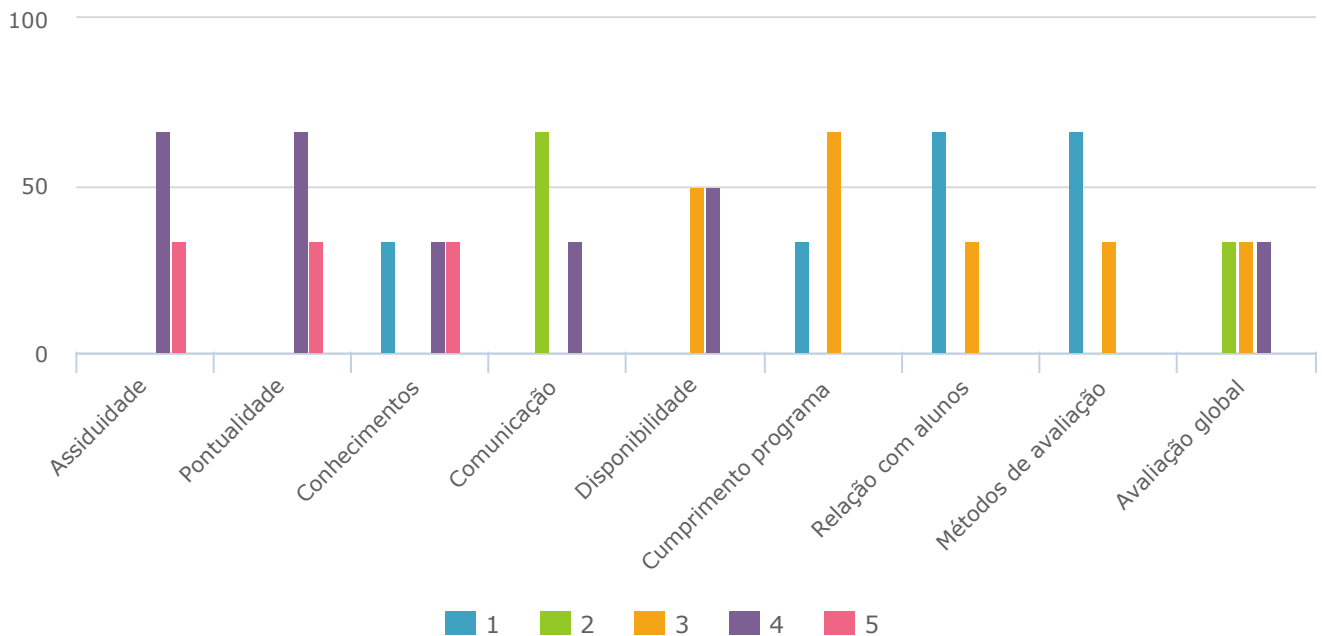
13. Eng.^a Cristina Pires (Gestão da Qualidade)



	1	2	3	4	5	Responses
Assiduidade	0 0.00%	0 0.00%	0 0.00%	0 0.00%	3 100.00%	3
Pontualidade	0 0.00%	0 0.00%	0 0.00%	0 0.00%	3 100.00%	3
Conhecimentos	0 0.00%	0 0.00%	0 0.00%	0 0.00%	3 100.00%	3
Comunicação	0 0.00%	0 0.00%	0 0.00%	0 0.00%	3 100.00%	3
Disponibilidade	0 0.00%	0 0.00%	0 0.00%	0 0.00%	3 100.00%	3
Cumprimento programa	0 0.00%	0 0.00%	0 0.00%	0 0.00%	3 100.00%	3
Relação com alunos	0 0.00%	0 0.00%	0 0.00%	0 0.00%	3 100.00%	3
Métodos de avaliação	0 0.00%	0 0.00%	0 0.00%	0 0.00%	3 100.00%	3
Avaliação global	0 0.00%	0 0.00%	0 0.00%	0 0.00%	3 100.00%	3

Total Responses 3

14. Prof. Doutor Eduardo Ganilho (Gestão Energética)



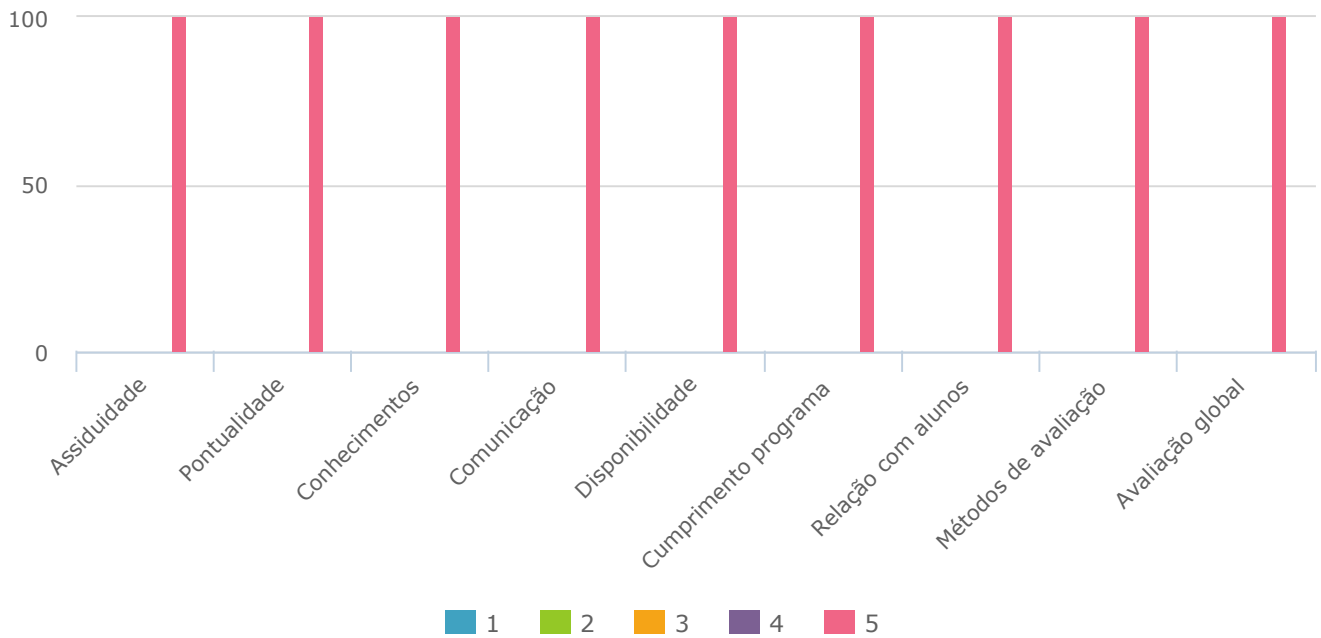
	1	2	3	4	5	Responses
Assiduidade	0 0.00%	0 0.00%	0 0.00%	2 66.67%	1 33.33%	3
Pontualidade	0 0.00%	0 0.00%	0 0.00%	2 66.67%	1 33.33%	3
Conhecimentos	1 33.33%	0 0.00%	0 0.00%	1 33.33%	1 33.33%	3
Comunicação	0 0.00%	2 66.67%	0 0.00%	1 33.33%	0 0.00%	3
Disponibilidade	0 0.00%	0 0.00%	1 50.00%	1 50.00%	0 0.00%	2
Cumprimento programa	1 33.33%	0 0.00%	2 66.67%	0 0.00%	0 0.00%	3
Relação com alunos	2 66.67%	0 0.00%	1 33.33%	0 0.00%	0 0.00%	3

Métodos de avaliação	2 66.67%	0 0.00%	1 33.33%	0 0.00%	0 0.00%	3
Avaliação global	0 0.00%	1 33.33%	1 33.33%	1 33.33%	0 0.00%	3

Total Responses 3

Skipped 0

15. Eng.^a Cristina Pires (Segurança e Higiene do Trabalho)



	1	2	3	4	5	Responses
Assiduidade	0 0.00%	0 0.00%	0 0.00%	0 0.00%	3 100.00%	3
Pontualidade	0 0.00%	0 0.00%	0 0.00%	0 0.00%	3 100.00%	3
Conhecimentos	0 0.00%	0 0.00%	0 0.00%	0 0.00%	3 100.00%	3
Comunicação	0 0.00%	0 0.00%	0 0.00%	0 0.00%	3 100.00%	3

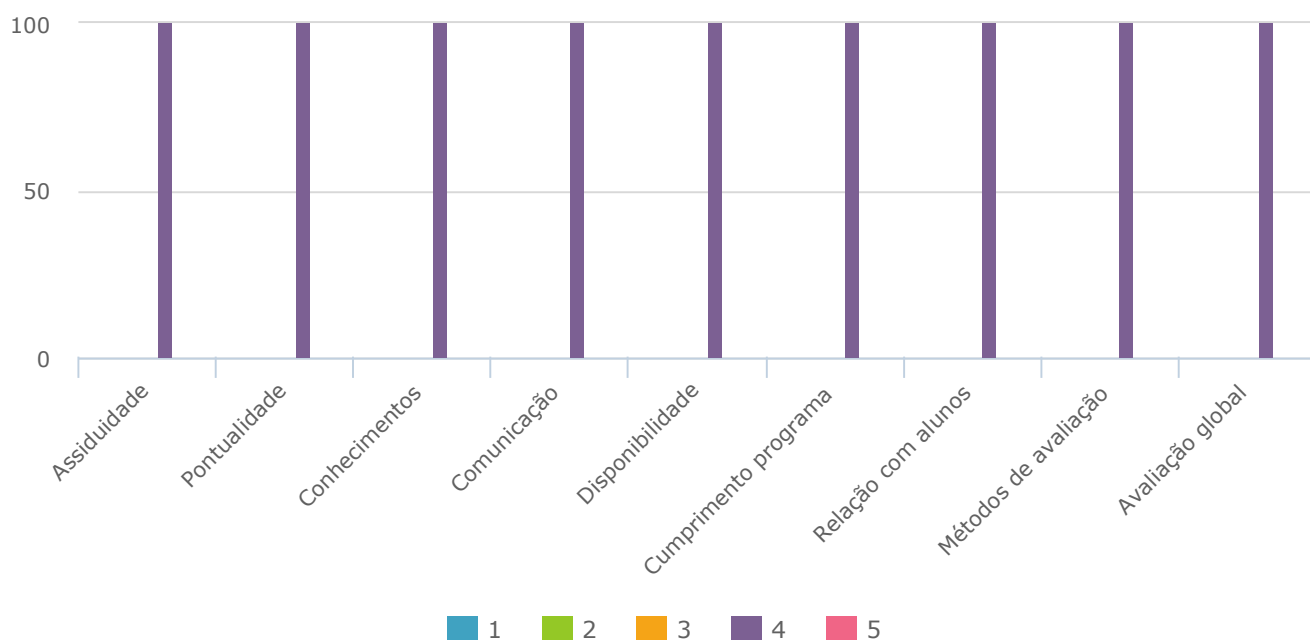
Disponibilidade	0 0.00%	0 0.00%	0 0.00%	0 0.00%	3 100.00%	3
Cumprimento programa	0 0.00%	0 0.00%	0 0.00%	0 0.00%	3 100.00%	3
Relação com alunos	0 0.00%	0 0.00%	0 0.00%	0 0.00%	3 100.00%	3
Métodos de avaliação	0 0.00%	0 0.00%	0 0.00%	0 0.00%	3 100.00%	3
Avaliação global	0 0.00%	0 0.00%	0 0.00%	0 0.00%	3 100.00%	3

Total Responses 3

Skipped 0

16. Prof. Especialista António Pratas (Sistemas de Informação

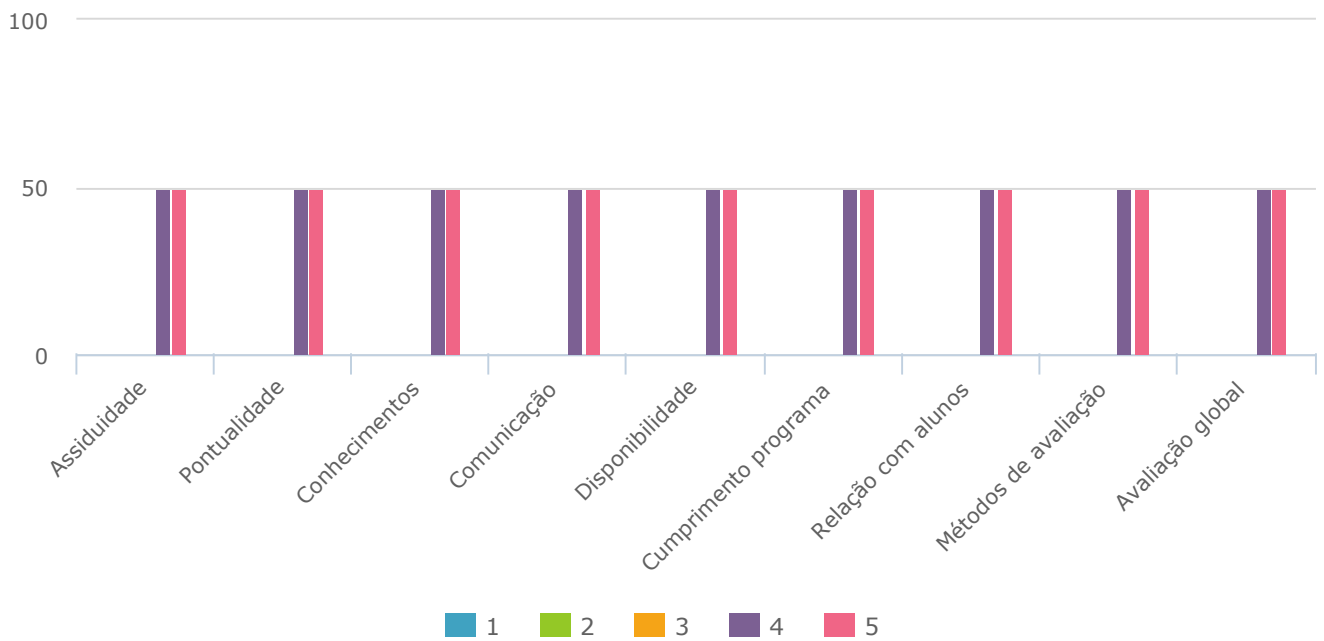
Aplicados)



	1	2	3	4	5	Responses
Assiduidade	0	0	0	1	0	1

	0.00%	0.00%	0.00%	100.00%	0.00%		
Pontualidade	0 0.00%	0 0.00%	0 0.00%	1 100.00%	0 0.00%	1	
Conhecimentos	0 0.00%	0 0.00%	0 0.00%	1 100.00%	0 0.00%	1	
Comunicação	0 0.00%	0 0.00%	0 0.00%	1 100.00%	0 0.00%	1	
Disponibilidade	0 0.00%	0 0.00%	0 0.00%	1 100.00%	0 0.00%	1	
Cumprimento programa	0 0.00%	0 0.00%	0 0.00%	1 100.00%	0 0.00%	1	
Relação com alunos	0 0.00%	0 0.00%	0 0.00%	1 100.00%	0 0.00%	1	
Métodos de avaliação	0 0.00%	0 0.00%	0 0.00%	1 100.00%	0 0.00%	1	
Avaliação global	0 0.00%	0 0.00%	0 0.00%	1 100.00%	0 0.00%	1	
						Total Responses	1
						Skipped	2

17. Mestre José Carlos Rodrigues (Estudo do Trabalho e Métodos)

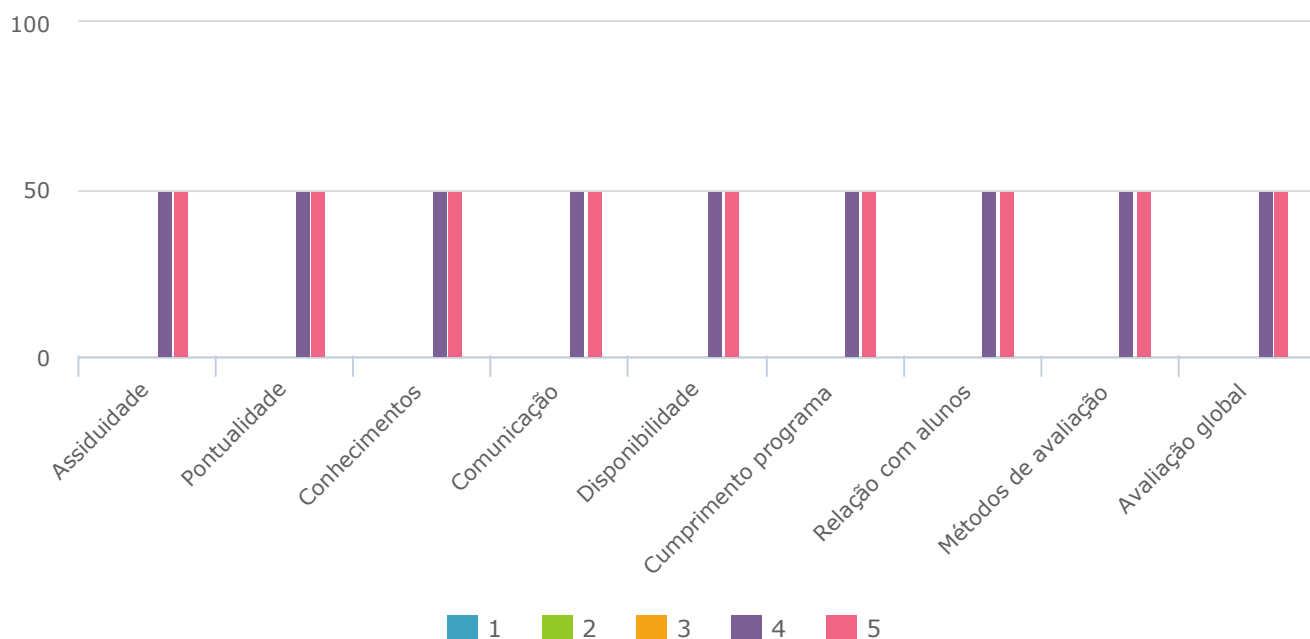


	1	2	3	4	5	Responses
Assiduidade	0 0.00%	0 0.00%	0 0.00%	1 50.00%	1 50.00%	2
Pontualidade	0 0.00%	0 0.00%	0 0.00%	1 50.00%	1 50.00%	2
Conhecimentos	0 0.00%	0 0.00%	0 0.00%	1 50.00%	1 50.00%	2
Comunicação	0 0.00%	0 0.00%	0 0.00%	1 50.00%	1 50.00%	2
Disponibilidade	0 0.00%	0 0.00%	0 0.00%	1 50.00%	1 50.00%	2
Cumprimento programa	0 0.00%	0 0.00%	0 0.00%	1 50.00%	1 50.00%	2
Relação com alunos	0 0.00%	0 0.00%	0 0.00%	1 50.00%	1 50.00%	2
Métodos de avaliação	0 0.00%	0 0.00%	0 0.00%	1 50.00%	1 50.00%	2
Avaliação global	0 0.00%	0 0.00%	0 0.00%	1 50.00%	1 50.00%	2

Total Responses 2

Skipped 1

18. Prof. Especialista António Pratas (Gestão de Projetos)



	1	2	3	4	5	Responses
Assiduidade	0 0.00%	0 0.00%	0 0.00%	1 50.00%	1 50.00%	2
Pontualidade	0 0.00%	0 0.00%	0 0.00%	1 50.00%	1 50.00%	2
Conhecimentos	0 0.00%	0 0.00%	0 0.00%	1 50.00%	1 50.00%	2
Comunicação	0 0.00%	0 0.00%	0 0.00%	1 50.00%	1 50.00%	2
Disponibilidade	0 0.00%	0 0.00%	0 0.00%	1 50.00%	1 50.00%	2
Cumprimento programa	0 0.00%	0 0.00%	0 0.00%	1 50.00%	1 50.00%	2
Relação com alunos	0 0.00%	0 0.00%	0 0.00%	1 50.00%	1 50.00%	2
Métodos de avaliação	0 0.00%	0 0.00%	0 0.00%	1 50.00%	1 50.00%	2

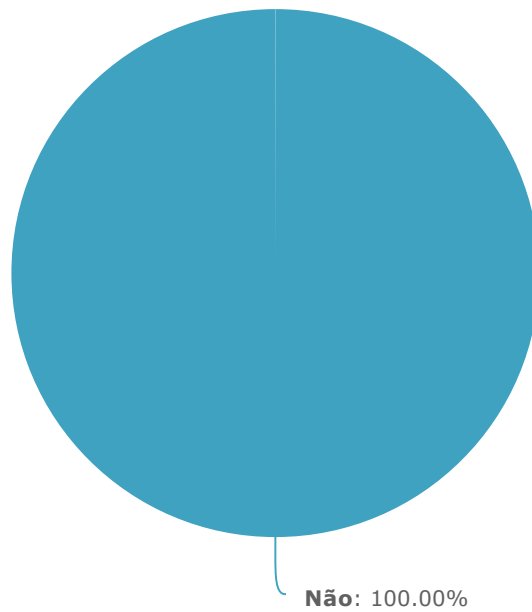
Avaliação global

0	0	0	1	1	2
0.00%	0.00%	0.00%	50.00%	50.00%	

Total Responses	2
-----------------	---

Skipped	1
---------	---

19. Está inscrito/a a mais alguma Unidade Curricular?



Sim	0.00%	<div style="width: 0%; background-color: #cccccc;"></div>	0
-----	-------	---	---

Não	100.00%	<div style="width: 100%; background-color: #1f9e9d;"></div>	3
-----	---------	---	---

Total Responses	3
-----------------	---

Skipped	0
---------	---

20. Se respondeu **Sim** na questão anterior identifique o/a Docente e a Unidade curricular.

Se respondeu **Não** avance para a página seguinte.

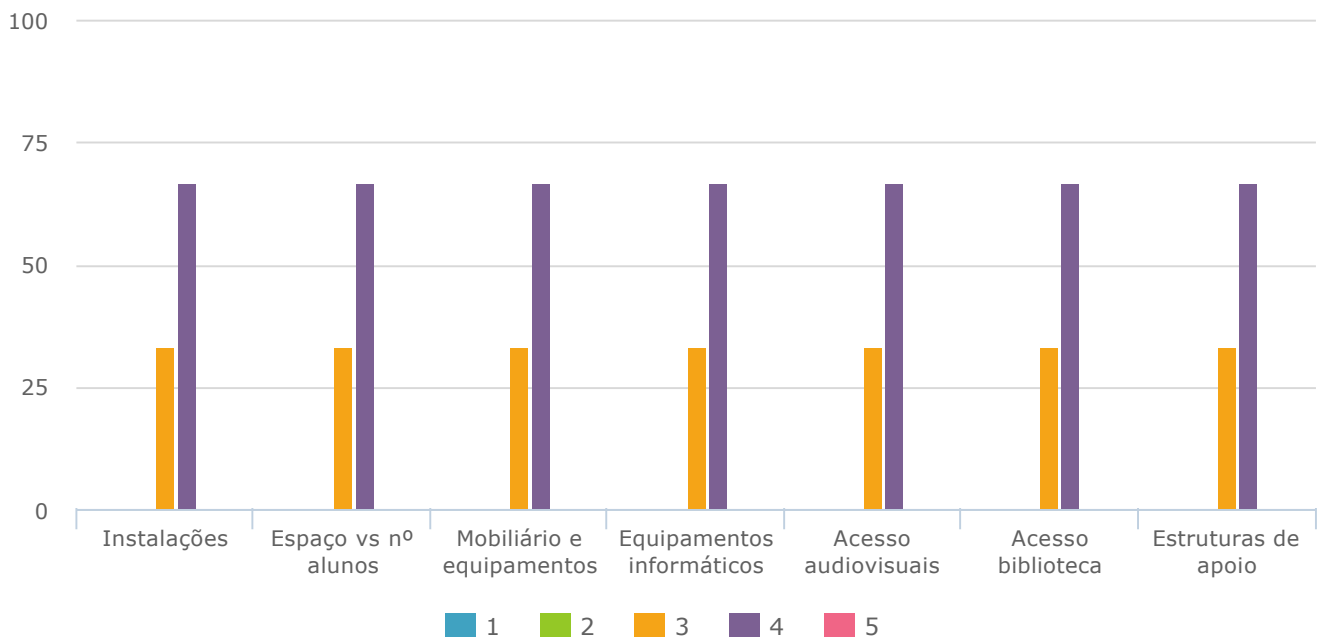
Total Responses	0
-----------------	---

Skipped	3
---------	---

21. Se respondeu **Sim** na questão anterior avalie o/a Docente que identificou.

	1	2	3	4	5	Responses
Assiduidade	0 0.00%	0 0.00%	0 0.00%	0 0.00%	0 0.00%	0
Pontualidade	0 0.00%	0 0.00%	0 0.00%	0 0.00%	0 0.00%	0
Conhecimentos	0 0.00%	0 0.00%	0 0.00%	0 0.00%	0 0.00%	0
Comunicação	0 0.00%	0 0.00%	0 0.00%	0 0.00%	0 0.00%	0
Disponibilidade	0 0.00%	0 0.00%	0 0.00%	0 0.00%	0 0.00%	0
Cumprimento programa	0 0.00%	0 0.00%	0 0.00%	0 0.00%	0 0.00%	0
Relação com alunos	0 0.00%	0 0.00%	0 0.00%	0 0.00%	0 0.00%	0
Métodos de avaliação	0 0.00%	0 0.00%	0 0.00%	0 0.00%	0 0.00%	0
Avaliação global	0 0.00%	0 0.00%	0 0.00%	0 0.00%	0 0.00%	0
						Total Responses 0
						Skipped 3

22. **Avaliação global dos recursos disponíveis.**

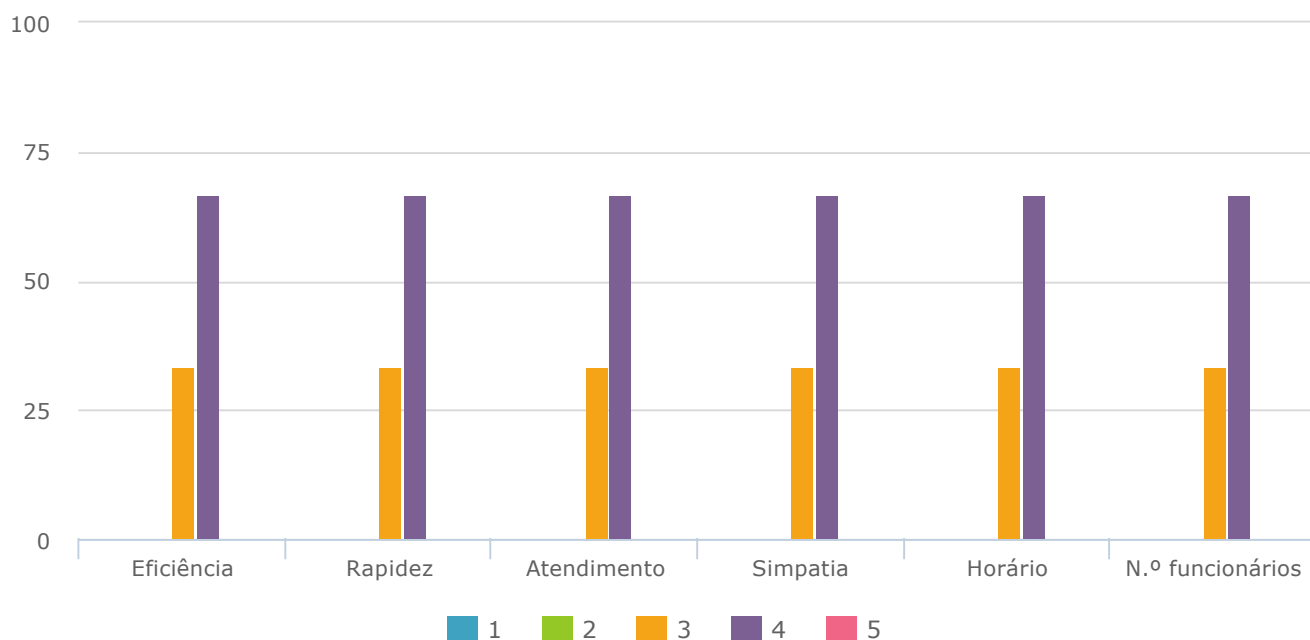


	1	2	3	4	5	Responses
Instalações	0 0.00%	0 0.00%	1 33.33%	2 66.67%	0 0.00%	3
Espaço vs nº alunos	0 0.00%	0 0.00%	1 33.33%	2 66.67%	0 0.00%	3
Mobiliário e equipamentos	0 0.00%	0 0.00%	1 33.33%	2 66.67%	0 0.00%	3
Equipamentos informáticos	0 0.00%	0 0.00%	1 33.33%	2 66.67%	0 0.00%	3
Acesso audiovisuais	0 0.00%	0 0.00%	1 33.33%	2 66.67%	0 0.00%	3
Acesso biblioteca	0 0.00%	0 0.00%	1 33.33%	2 66.67%	0 0.00%	3
Estruturas de apoio	0 0.00%	0 0.00%	1 33.33%	2 66.67%	0 0.00%	3

Total Responses 3

Skipped 0

23. Serviços Acadêmicos.

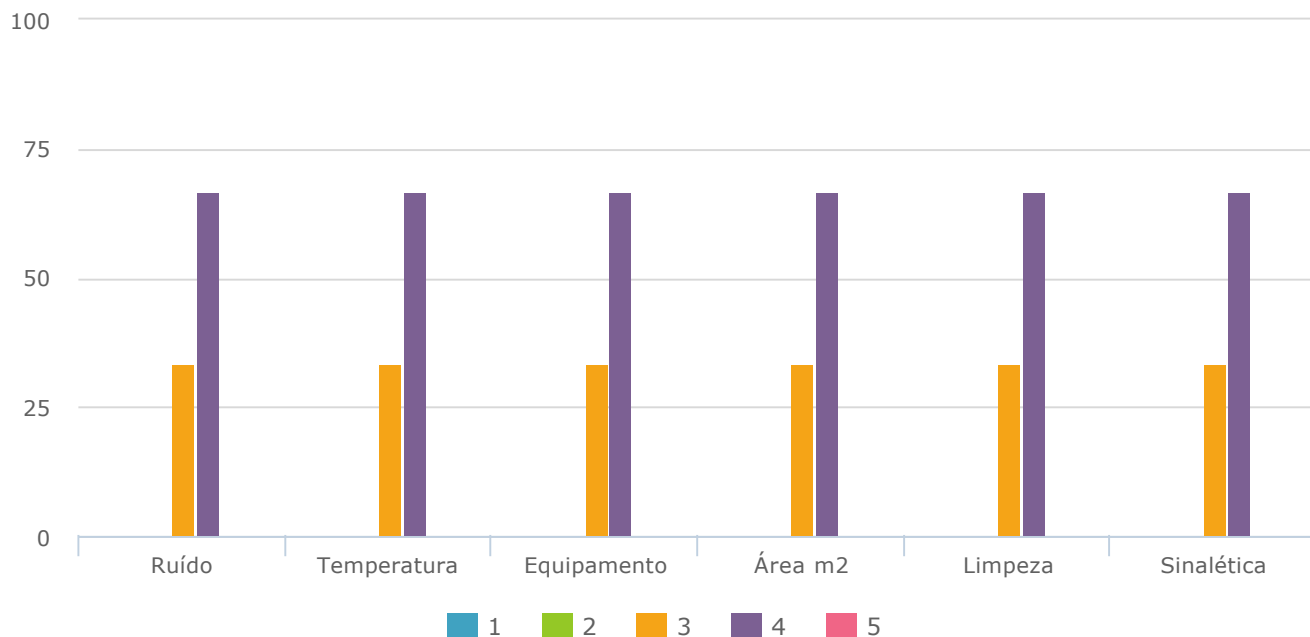


	1	2	3	4	5	Responses
Eficiência	0 0.00%	0 0.00%	1 33.33%	2 66.67%	0 0.00%	3
Rapidez	0 0.00%	0 0.00%	1 33.33%	2 66.67%	0 0.00%	3
Atendimento	0 0.00%	0 0.00%	1 33.33%	2 66.67%	0 0.00%	3
Simpatia	0 0.00%	0 0.00%	1 33.33%	2 66.67%	0 0.00%	3
Horário	0 0.00%	0 0.00%	1 33.33%	2 66.67%	0 0.00%	3
N.º funcionários	0 0.00%	0 0.00%	1 33.33%	2 66.67%	0 0.00%	3

Total Responses 3

Skipped 0

24. Sala de aula.

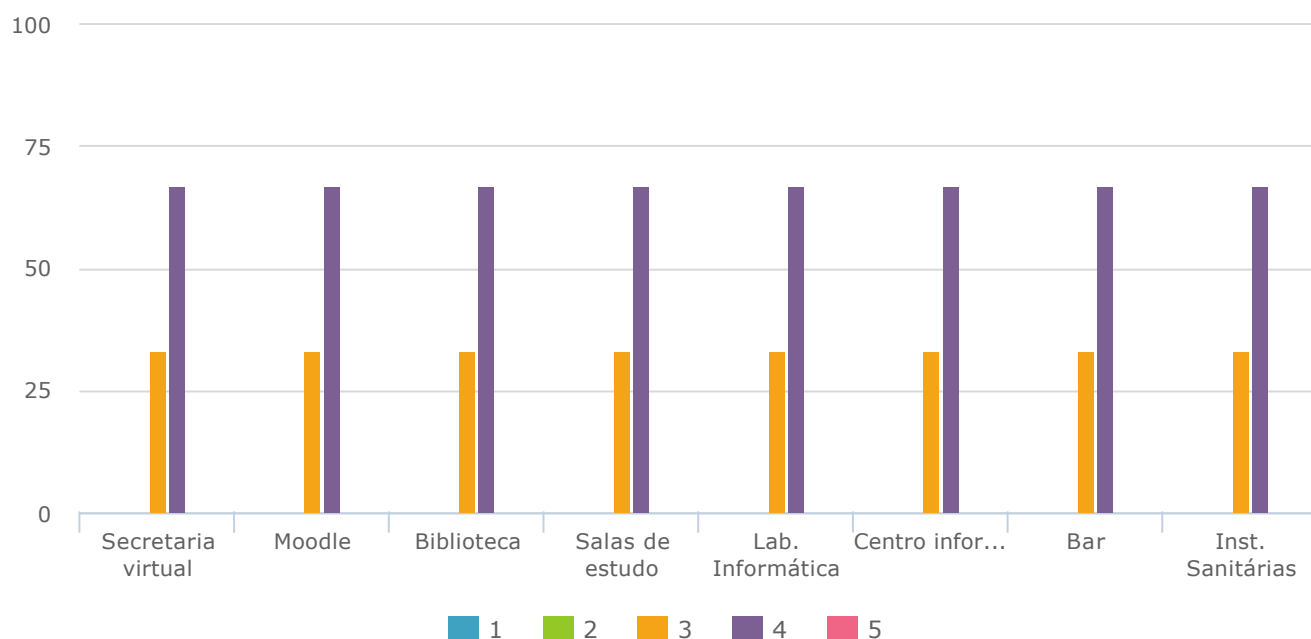


	1	2	3	4	5	Responses
Ruído	0 0.00%	0 0.00%	1 33.33%	2 66.67%	0 0.00%	3
Temperatura	0 0.00%	0 0.00%	1 33.33%	2 66.67%	0 0.00%	3
Equipamento	0 0.00%	0 0.00%	1 33.33%	2 66.67%	0 0.00%	3
Área m2	0 0.00%	0 0.00%	1 33.33%	2 66.67%	0 0.00%	3
Limpeza	0 0.00%	0 0.00%	1 33.33%	2 66.67%	0 0.00%	3
Sinalética	0 0.00%	0 0.00%	1 33.33%	2 66.67%	0 0.00%	3

Total Responses 3

Skipped 0

25. Outros Serviços / Recursos.



	1	2	3	4	5	Responses
Secretaria virtual	0 0.00%	0 0.00%	1 33.33%	2 66.67%	0 0.00%	3
Moodle	0 0.00%	0 0.00%	1 33.33%	2 66.67%	0 0.00%	3
Biblioteca	0 0.00%	0 0.00%	1 33.33%	2 66.67%	0 0.00%	3
Salas de estudo	0 0.00%	0 0.00%	1 33.33%	2 66.67%	0 0.00%	3
Lab. Informática	0 0.00%	0 0.00%	1 33.33%	2 66.67%	0 0.00%	3
Centro informática/Reprografia	0 0.00%	0 0.00%	1 33.33%	2 66.67%	0 0.00%	3
Bar	0 0.00%	0 0.00%	1 33.33%	2 66.67%	0 0.00%	3
Inst. Sanitárias	0 0.00%	0 0.00%	1 33.33%	2 66.67%	0 0.00%	3

Total Responses 3

