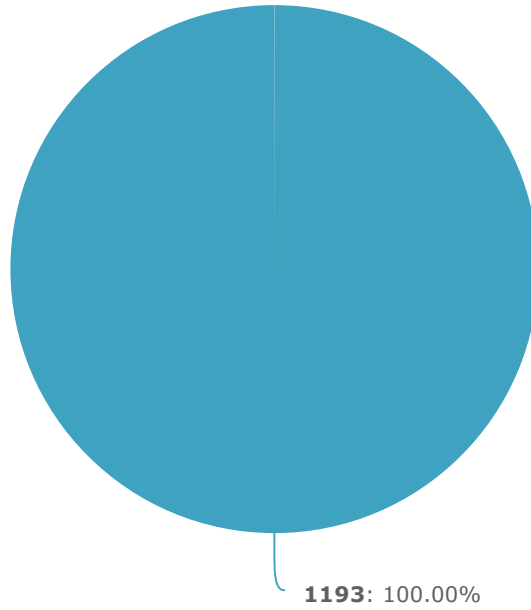


Summary Report

Questionário de Satisfação - Mestrado GRH 22.23

1. Código Curso



1193

100.00%



8

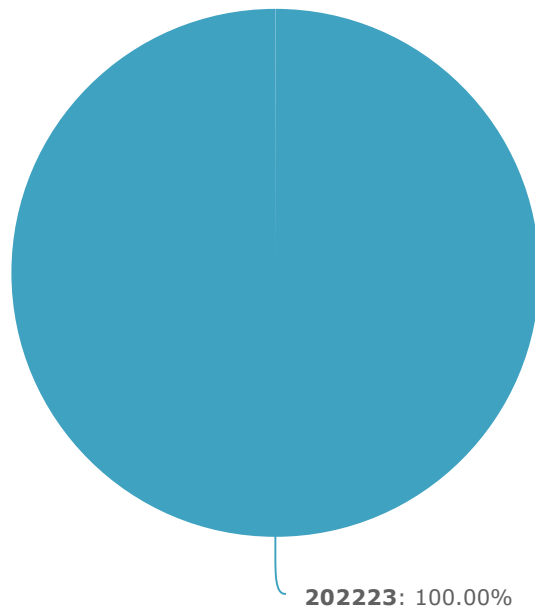
Total Responses

8

Skipped

0

2. Ano Letivo



202223

100.00%



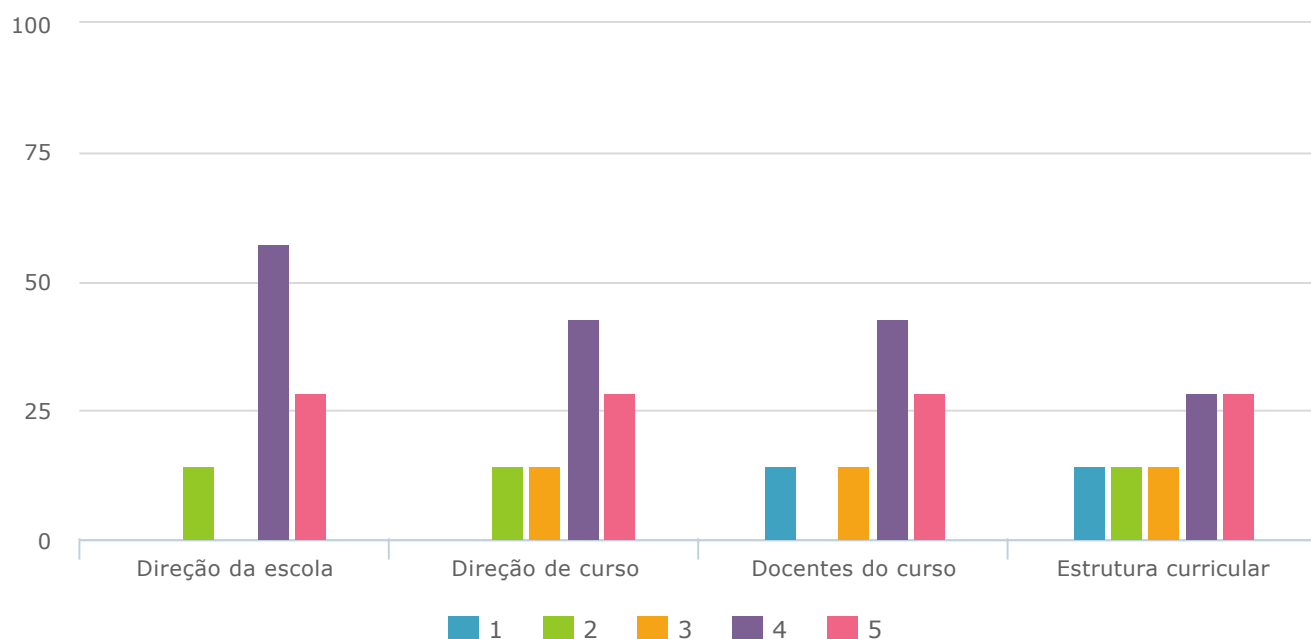
8

Total Responses 8

Skipped 0

3. Avaliação global do curso.

Faça a sua avaliação global do curso.



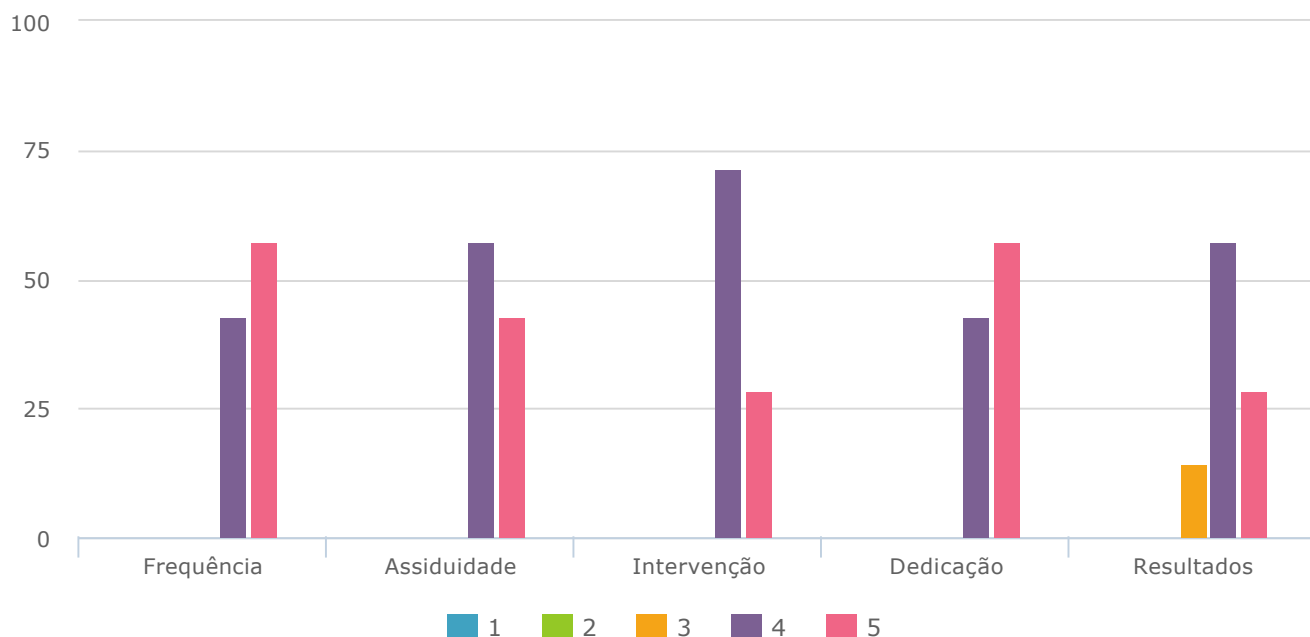
	1	2	3	4	5	Responses
Direção da escola	0 0.00%	1 14.29%	0 0.00%	4 57.14%	2 28.57%	7
Direção de curso	0 0.00%	1 14.29%	1 14.29%	3 42.86%	2 28.57%	7
Docentes do curso	1 14.29%	0 0.00%	1 14.29%	3 42.86%	2 28.57%	7
Estrutura curricular	1 14.29%	1 14.29%	1 14.29%	2 28.57%	2 28.57%	7

Total Responses 7

Skipped 1

4. Auto-avaliação da sua participação no curso.

Avalie a sua participação no curso.

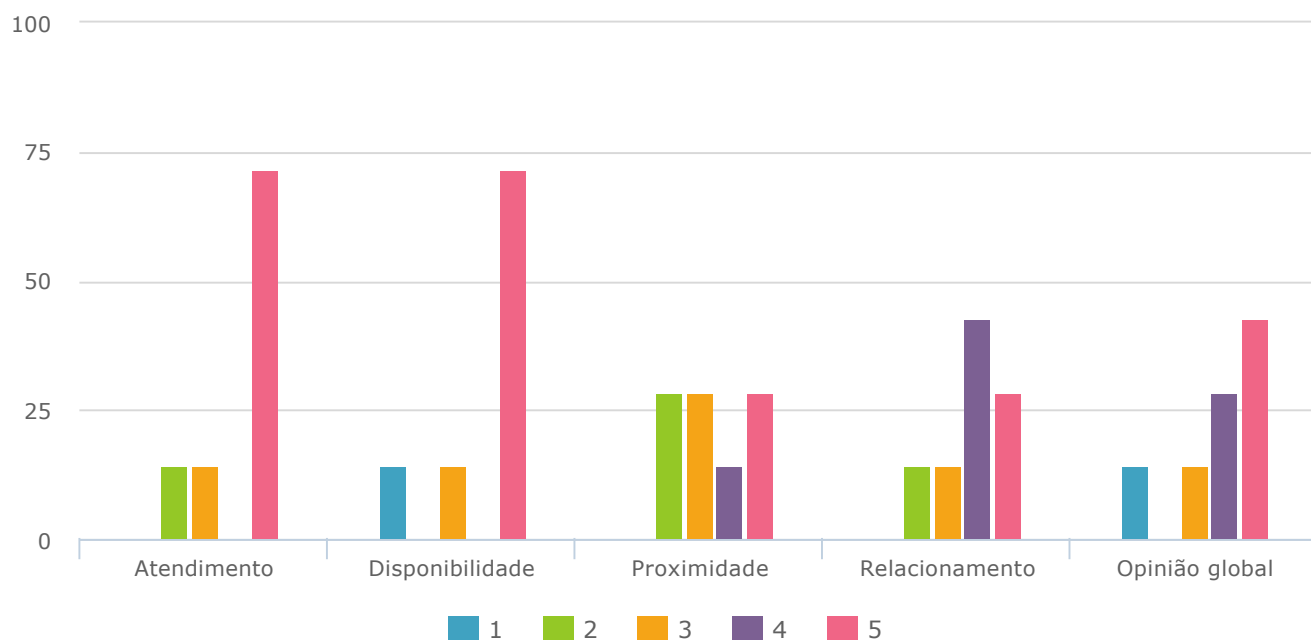


	1	2	3	4	5	Responses
Frequência	0 0.00%	0 0.00%	0 0.00%	3 42.86%	4 57.14%	7
Assiduidade	0 0.00%	0 0.00%	0 0.00%	4 57.14%	3 42.86%	7
Intervenção	0 0.00%	0 0.00%	0 0.00%	5 71.43%	2 28.57%	7
Dedicção	0 0.00%	0 0.00%	0 0.00%	3 42.86%	4 57.14%	7
Resultados	0 0.00%	0 0.00%	1 14.29%	4 57.14%	2 28.57%	7

Total Responses 7

Skipped 1

5. Avalie a Direção do curso.

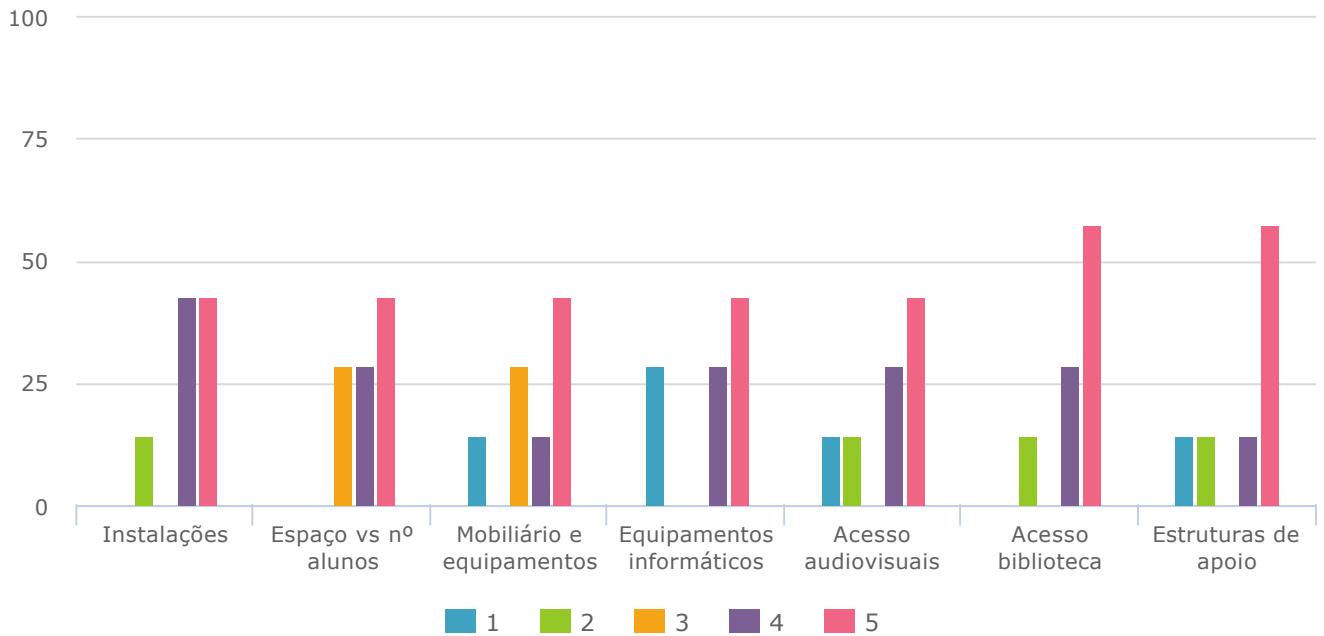


	1	2	3	4	5	Responses
Atendimento	0 0.00%	1 14.29%	1 14.29%	0 0.00%	5 71.43%	7
Disponibilidade	1 14.29%	0 0.00%	1 14.29%	0 0.00%	5 71.43%	7
Proximidade	0 0.00%	2 28.57%	2 28.57%	1 14.29%	2 28.57%	7
Relacionamento	0 0.00%	1 14.29%	1 14.29%	3 42.86%	2 28.57%	7
Opinião global	1 14.29%	0 0.00%	1 14.29%	2 28.57%	3 42.86%	7

Total Responses 7

Skipped 1

6. Avaliação global dos recursos disponíveis.

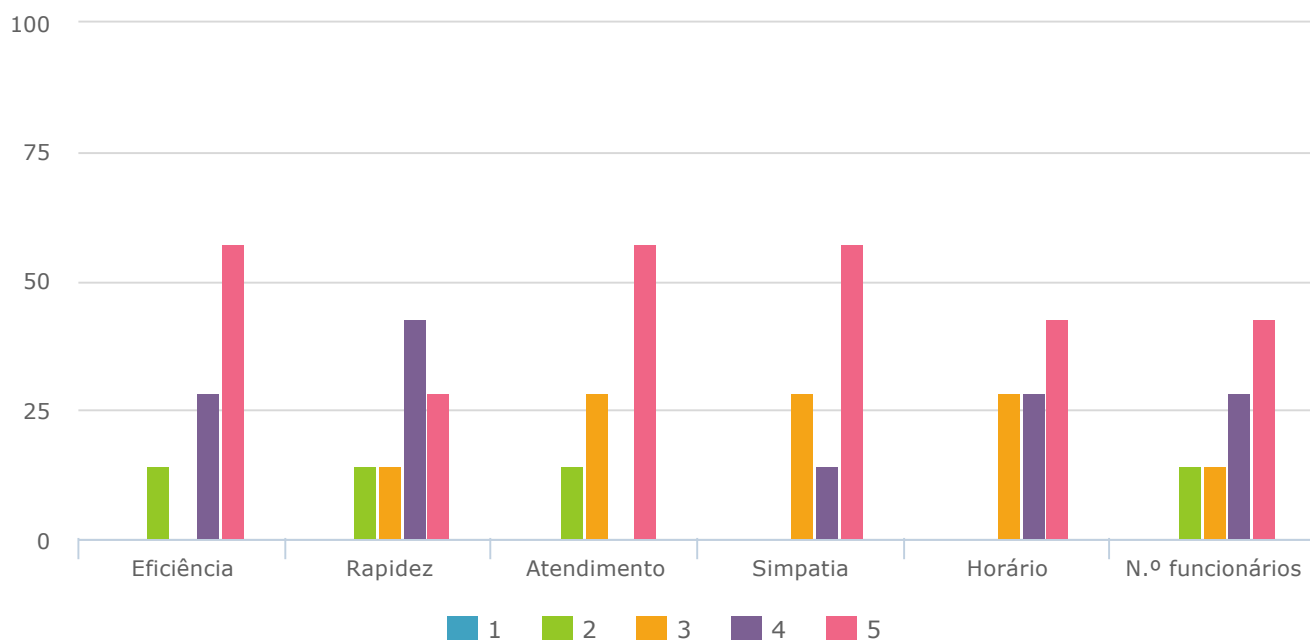


	1	2	3	4	5	Responses
Instalações	0 0.00%	1 14.29%	0 0.00%	3 42.86%	3 42.86%	7
Espaço vs nº alunos	0 0.00%	0 0.00%	2 28.57%	2 28.57%	3 42.86%	7
Mobiliário e equipamentos	1 14.29%	0 0.00%	2 28.57%	1 14.29%	3 42.86%	7
Equipamentos informáticos	2 28.57%	0 0.00%	0 0.00%	2 28.57%	3 42.86%	7
Acesso audiovisuais	1 14.29%	1 14.29%	0 0.00%	2 28.57%	3 42.86%	7
Acesso biblioteca	0 0.00%	1 14.29%	0 0.00%	2 28.57%	4 57.14%	7
Estruturas de apoio	1 14.29%	1 14.29%	0 0.00%	1 14.29%	4 57.14%	7

Total Responses 7

Skipped 1

7. Serviços Acadêmicos.

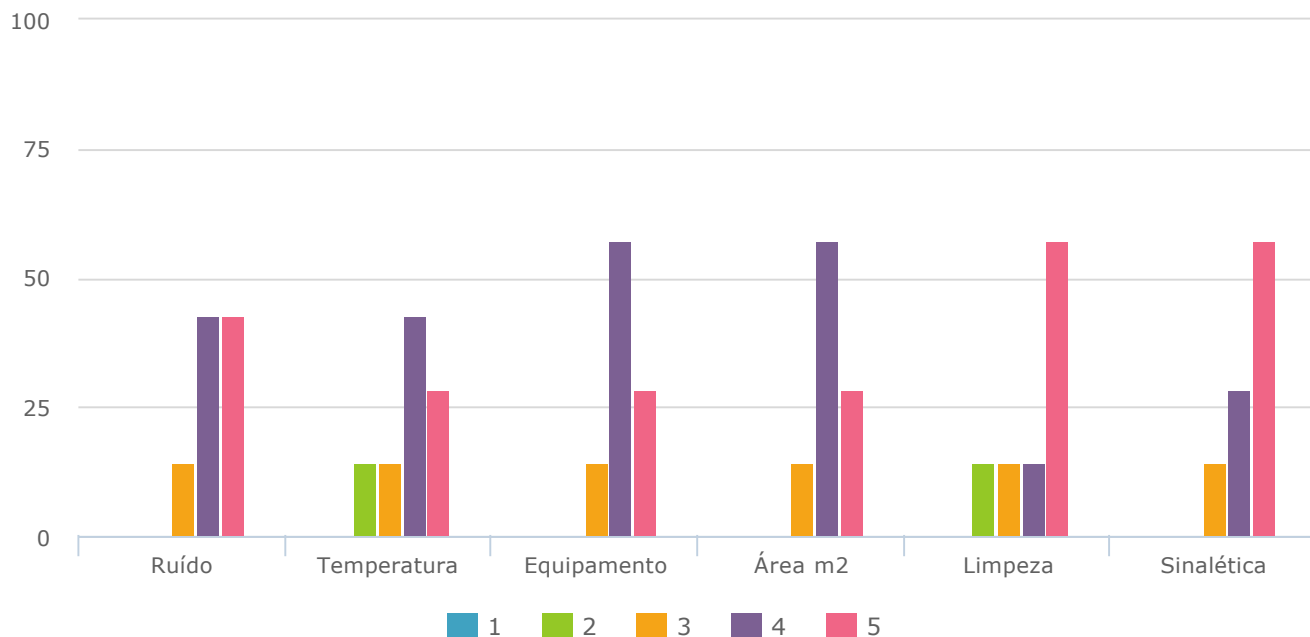


	1	2	3	4	5	Responses
Eficiência	0 0.00%	1 14.29%	0 0.00%	2 28.57%	4 57.14%	7
Rapidez	0 0.00%	1 14.29%	1 14.29%	3 42.86%	2 28.57%	7
Atendimento	0 0.00%	1 14.29%	2 28.57%	0 0.00%	4 57.14%	7
Simpatia	0 0.00%	0 0.00%	2 28.57%	1 14.29%	4 57.14%	7
Horário	0 0.00%	0 0.00%	2 28.57%	2 28.57%	3 42.86%	7
N.º funcionários	0 0.00%	1 14.29%	1 14.29%	2 28.57%	3 42.86%	7

Total Responses 7

Skipped 1

8. Sala de aula.

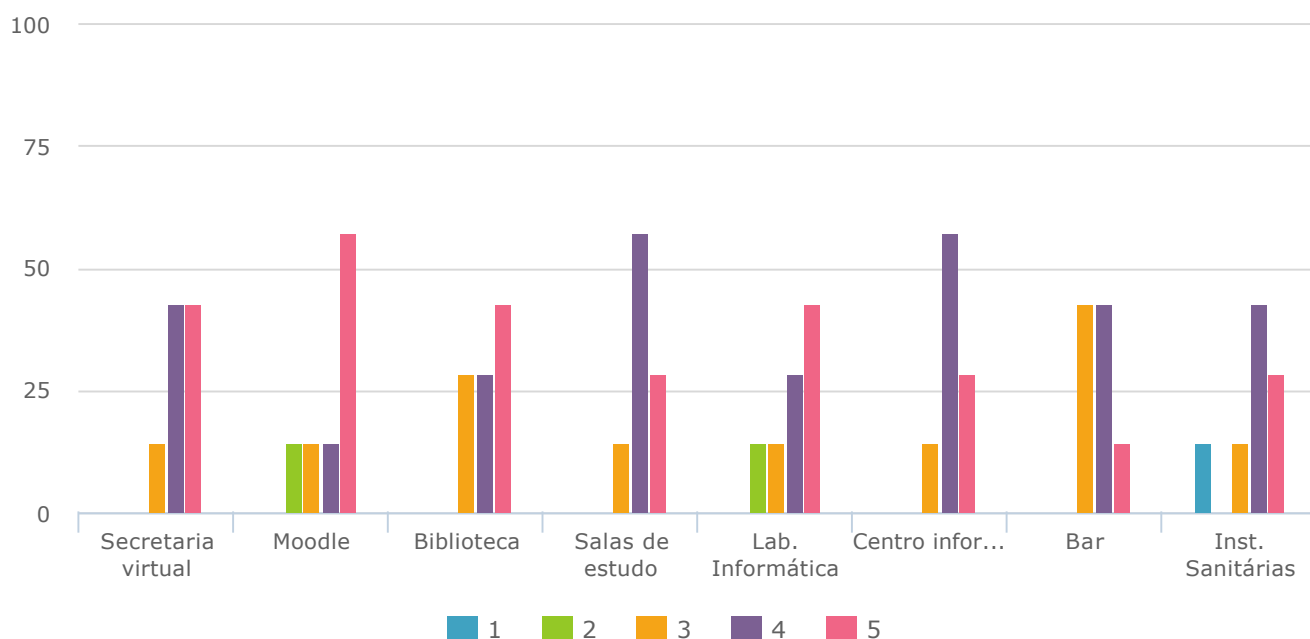


	1	2	3	4	5	Responses
Ruído	0 0.00%	0 0.00%	1 14.29%	3 42.86%	3 42.86%	7
Temperatura	0 0.00%	1 14.29%	1 14.29%	3 42.86%	2 28.57%	7
Equipamento	0 0.00%	0 0.00%	1 14.29%	4 57.14%	2 28.57%	7
Área m2	0 0.00%	0 0.00%	1 14.29%	4 57.14%	2 28.57%	7
Limpeza	0 0.00%	1 14.29%	1 14.29%	1 14.29%	4 57.14%	7
Sinalética	0 0.00%	0 0.00%	1 14.29%	2 28.57%	4 57.14%	7

Total Responses 7

Skipped 1

9. Outros Serviços / Recursos.



	1	2	3	4	5	Responses
Secretaria virtual	0 0.00%	0 0.00%	1 14.29%	3 42.86%	3 42.86%	7
Moodle	0 0.00%	1 14.29%	1 14.29%	1 14.29%	4 57.14%	7
Biblioteca	0 0.00%	0 0.00%	2 28.57%	2 28.57%	3 42.86%	7
Salas de estudo	0 0.00%	0 0.00%	1 14.29%	4 57.14%	2 28.57%	7
Lab. Informática	0 0.00%	1 14.29%	1 14.29%	2 28.57%	3 42.86%	7
Centro informática/Reprografia	0 0.00%	0 0.00%	1 14.29%	4 57.14%	2 28.57%	7
Bar	0 0.00%	0 0.00%	3 42.86%	3 42.86%	1 14.29%	7
Inst. Sanitárias	1 14.29%	0 0.00%	1 14.29%	3 42.86%	2 28.57%	7

Total Responses 7

