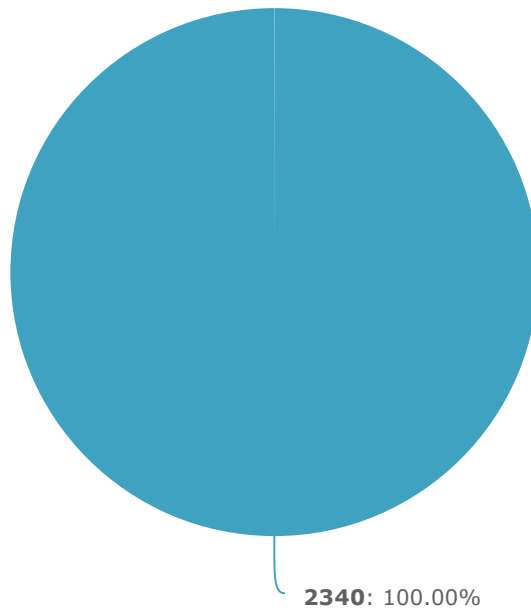


Summary Report

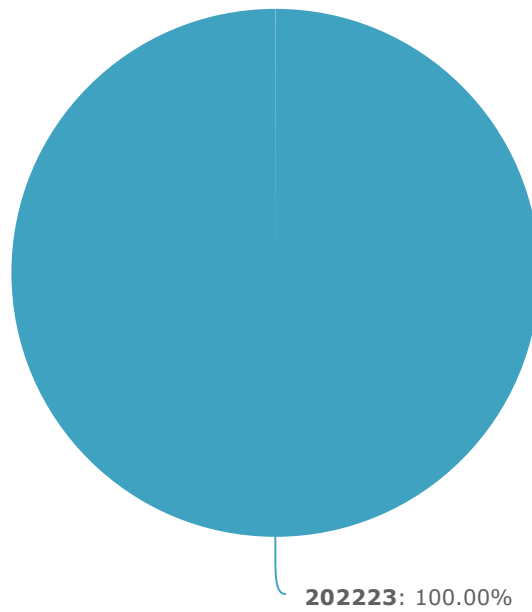
Questionário de Satisfação - LIC. GT 22.23

1. Código Curso



2340	100.00%	<div style="width: 100%; height: 15px; background-color: #00838f;"></div>	8
Total Responses			8
Skipped			1

2. Ano Letivo



202223

100.00%



8

Total Responses

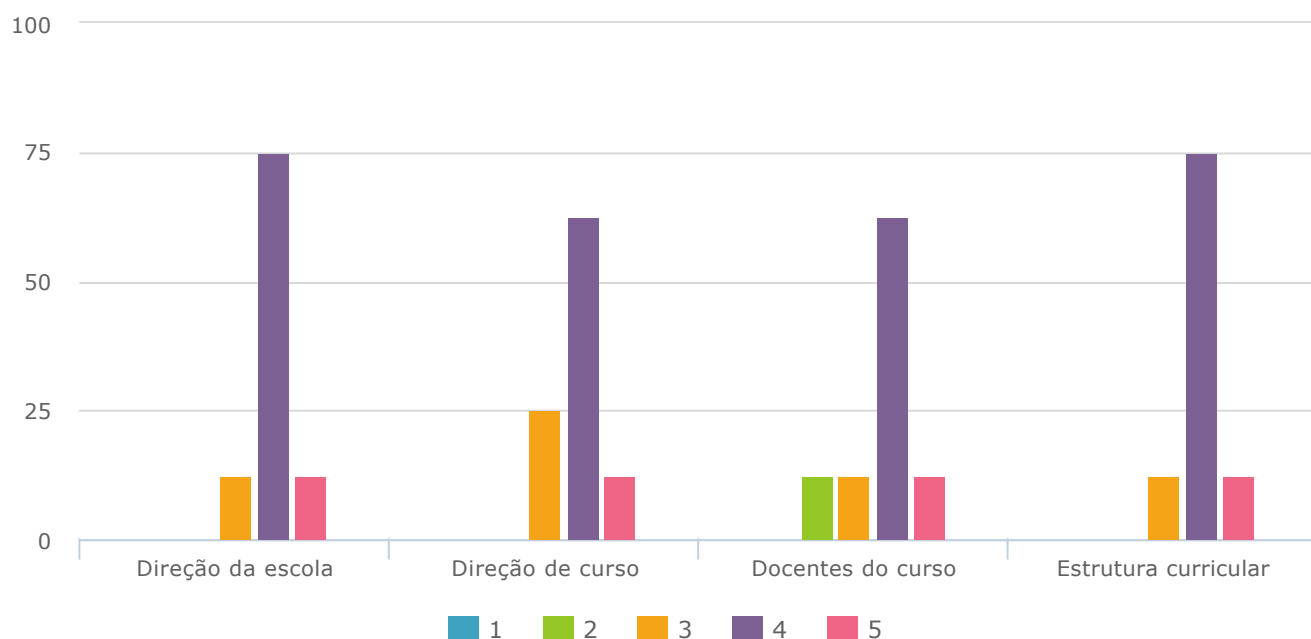
8

Skipped

1

3. Avaliação global do curso.

Faça a sua avaliação global do curso.



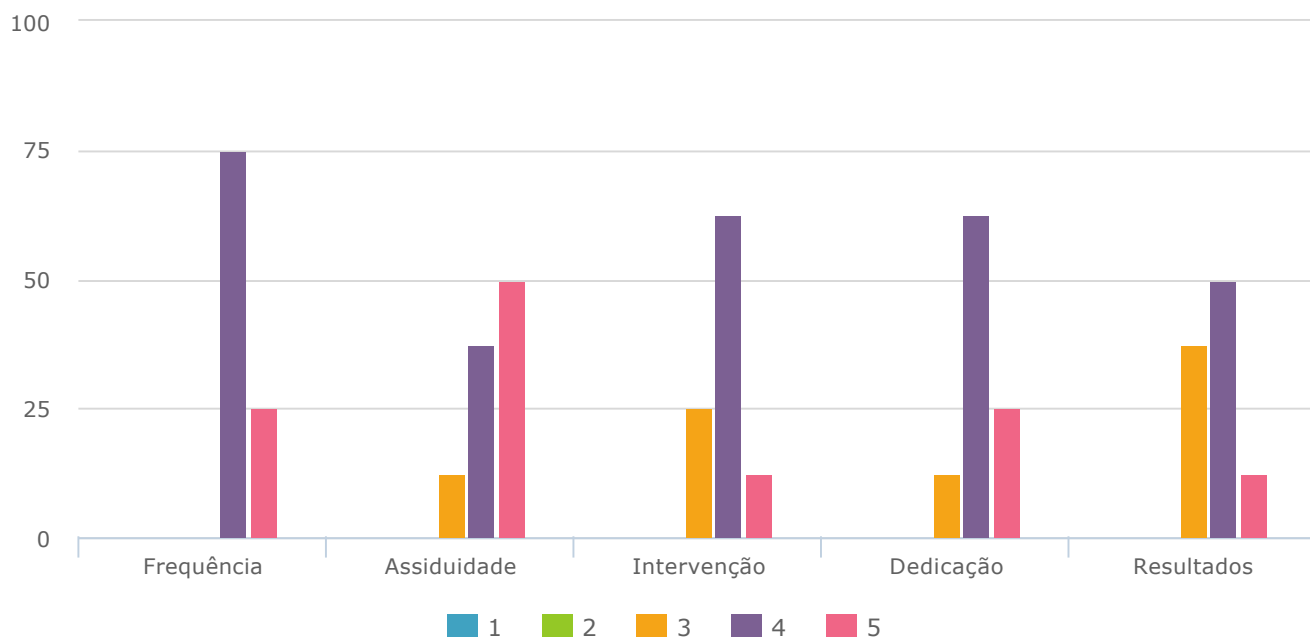
	1	2	3	4	5	Responses
Direção da escola	0 0.00%	0 0.00%	1 12.50%	6 75.00%	1 12.50%	8
Direção de curso	0 0.00%	0 0.00%	2 25.00%	5 62.50%	1 12.50%	8
Docentes do curso	0 0.00%	1 12.50%	1 12.50%	5 62.50%	1 12.50%	8
Estrutura curricular	0 0.00%	0 0.00%	1 12.50%	6 75.00%	1 12.50%	8

Total Responses 8

Skipped 1

4. Auto-avaliação da sua participação no curso.

Avalie a sua participação no curso.

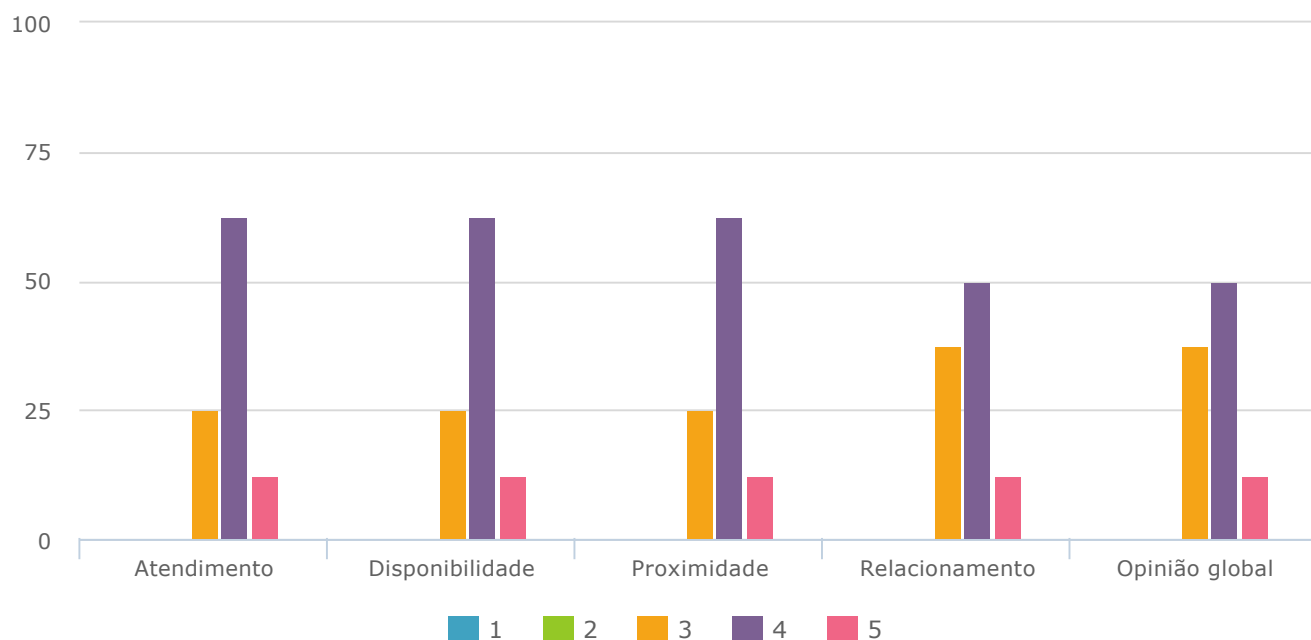


	1	2	3	4	5	Responses
Frequência	0 0.00%	0 0.00%	0 0.00%	6 75.00%	2 25.00%	8
Assiduidade	0 0.00%	0 0.00%	1 12.50%	3 37.50%	4 50.00%	8
Intervenção	0 0.00%	0 0.00%	2 25.00%	5 62.50%	1 12.50%	8
Dedicção	0 0.00%	0 0.00%	1 12.50%	5 62.50%	2 25.00%	8
Resultados	0 0.00%	0 0.00%	3 37.50%	4 50.00%	1 12.50%	8

Total Responses 8

Skipped 1

5. Avalie a Direção do curso.

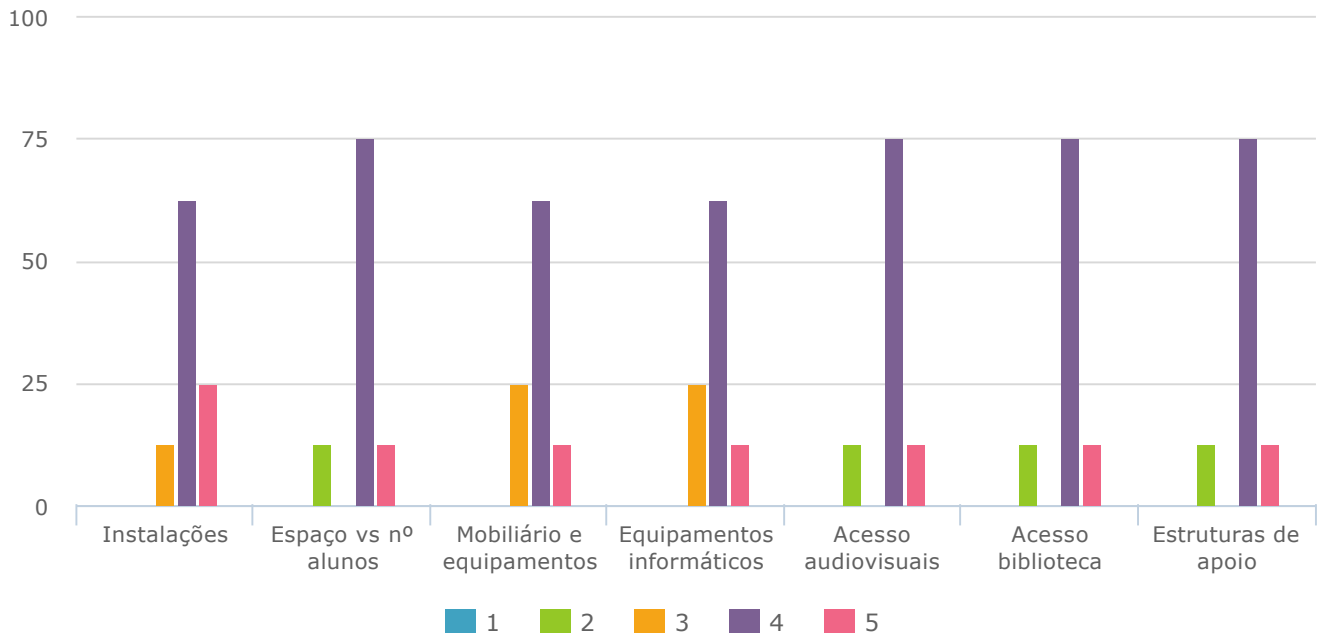


	1	2	3	4	5	Responses
Atendimento	0 0.00%	0 0.00%	2 25.00%	5 62.50%	1 12.50%	8
Disponibilidade	0 0.00%	0 0.00%	2 25.00%	5 62.50%	1 12.50%	8
Proximidade	0 0.00%	0 0.00%	2 25.00%	5 62.50%	1 12.50%	8
Relacionamento	0 0.00%	0 0.00%	3 37.50%	4 50.00%	1 12.50%	8
Opinião global	0 0.00%	0 0.00%	3 37.50%	4 50.00%	1 12.50%	8

Total Responses 8

Skipped 1

6. Avaliação global dos recursos disponíveis.

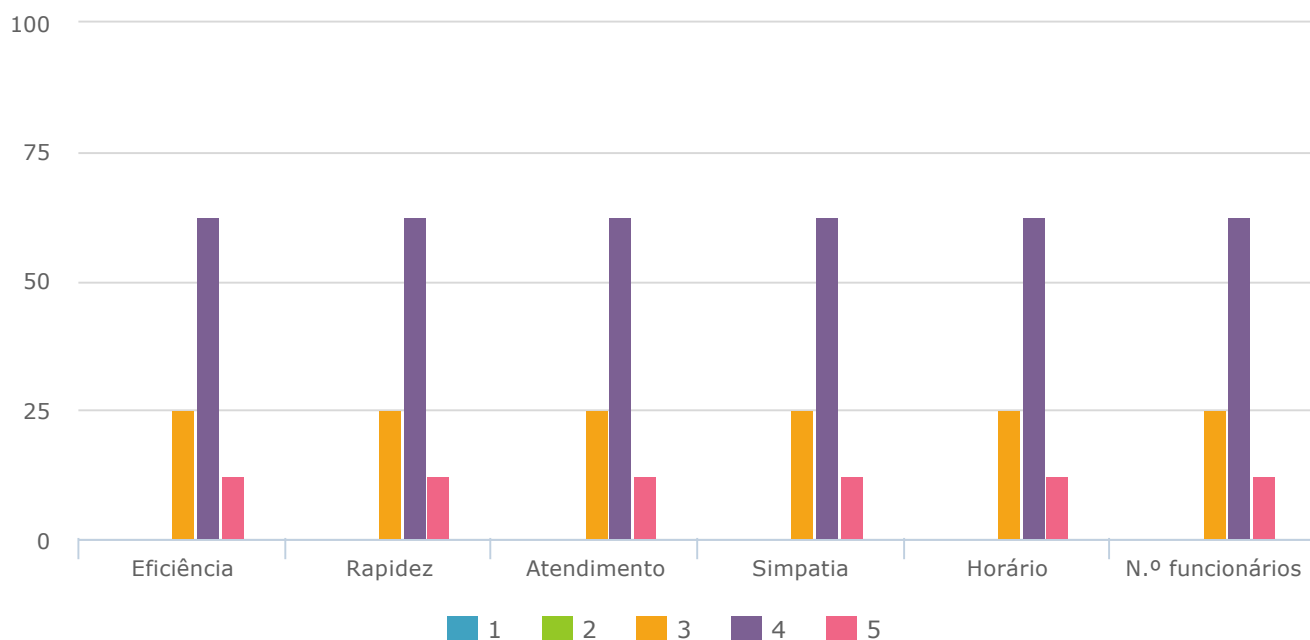


	1	2	3	4	5	Responses
Instalações	0 0.00%	0 0.00%	1 12.50%	5 62.50%	2 25.00%	8
Espaço vs nº alunos	0 0.00%	1 12.50%	0 0.00%	6 75.00%	1 12.50%	8
Mobiliário e equipamentos	0 0.00%	0 0.00%	2 25.00%	5 62.50%	1 12.50%	8
Equipamentos informáticos	0 0.00%	0 0.00%	2 25.00%	5 62.50%	1 12.50%	8
Acesso audiovisuais	0 0.00%	1 12.50%	0 0.00%	6 75.00%	1 12.50%	8
Acesso biblioteca	0 0.00%	1 12.50%	0 0.00%	6 75.00%	1 12.50%	8
Estruturas de apoio	0 0.00%	1 12.50%	0 0.00%	6 75.00%	1 12.50%	8

Total Responses 8

Skipped 1

7. Serviços Acadêmicos.

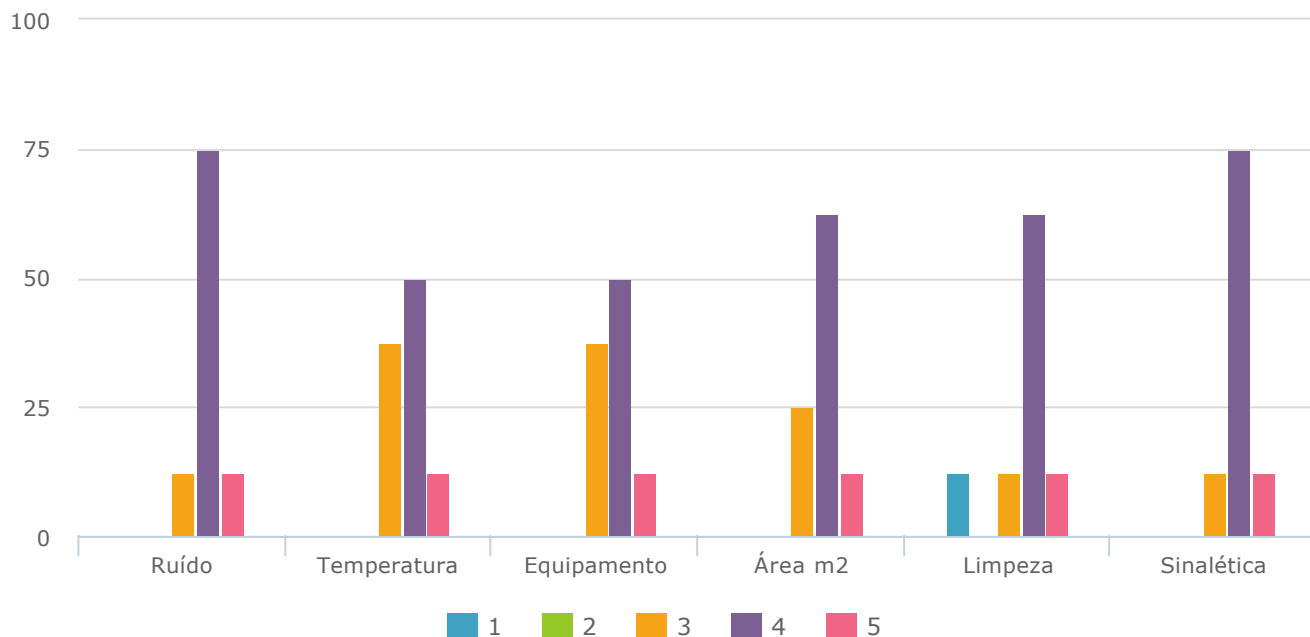


	1	2	3	4	5	Responses
Eficiência	0 0.00%	0 0.00%	2 25.00%	5 62.50%	1 12.50%	8
Rapidez	0 0.00%	0 0.00%	2 25.00%	5 62.50%	1 12.50%	8
Atendimento	0 0.00%	0 0.00%	2 25.00%	5 62.50%	1 12.50%	8
Simpatia	0 0.00%	0 0.00%	2 25.00%	5 62.50%	1 12.50%	8
Horário	0 0.00%	0 0.00%	2 25.00%	5 62.50%	1 12.50%	8
N.º funcionários	0 0.00%	0 0.00%	2 25.00%	5 62.50%	1 12.50%	8

Total Responses 8

Skipped 1

8. Sala de aula.

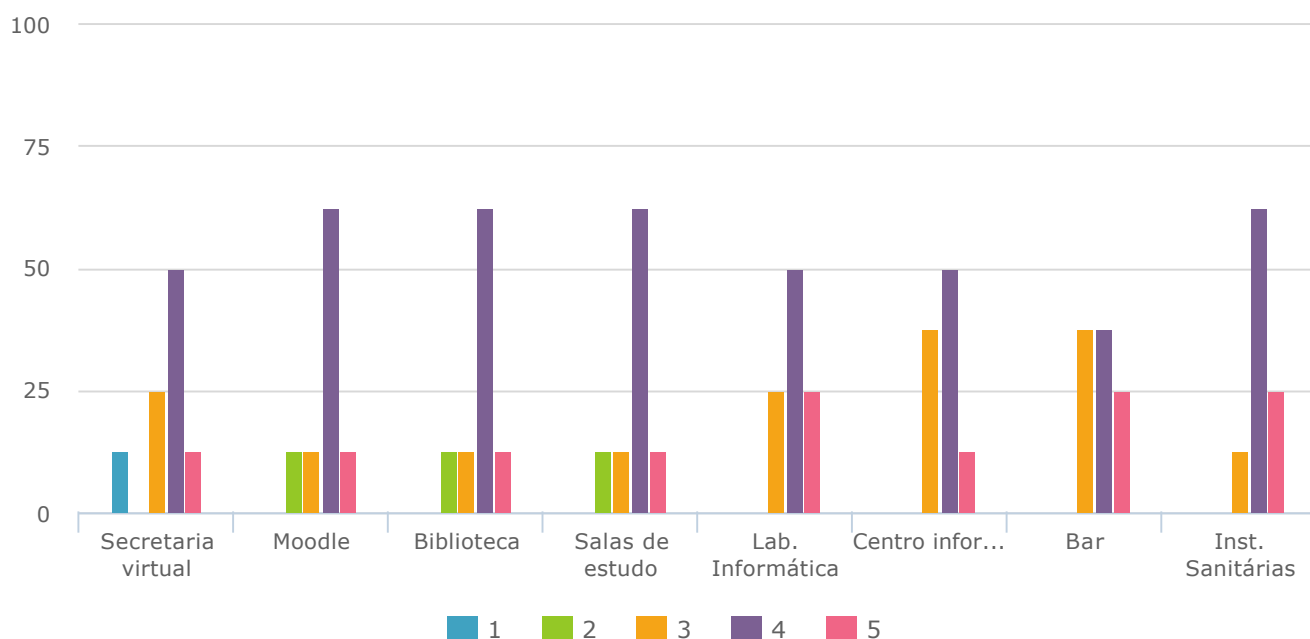


	1	2	3	4	5	Responses
Ruído	0 0.00%	0 0.00%	1 12.50%	6 75.00%	1 12.50%	8
Temperatura	0 0.00%	0 0.00%	3 37.50%	4 50.00%	1 12.50%	8
Equipamento	0 0.00%	0 0.00%	3 37.50%	4 50.00%	1 12.50%	8
Área m2	0 0.00%	0 0.00%	2 25.00%	5 62.50%	1 12.50%	8
Limpeza	1 12.50%	0 0.00%	1 12.50%	5 62.50%	1 12.50%	8
Sinalética	0 0.00%	0 0.00%	1 12.50%	6 75.00%	1 12.50%	8

Total Responses 8

Skipped 1

9. Outros Serviços / Recursos.



	1	2	3	4	5	Responses
Secretaria virtual	1 12.50%	0 0.00%	2 25.00%	4 50.00%	1 12.50%	8
Moodle	0 0.00%	1 12.50%	1 12.50%	5 62.50%	1 12.50%	8
Biblioteca	0 0.00%	1 12.50%	1 12.50%	5 62.50%	1 12.50%	8
Salas de estudo	0 0.00%	1 12.50%	1 12.50%	5 62.50%	1 12.50%	8
Lab. Informática	0 0.00%	0 0.00%	2 25.00%	4 50.00%	2 25.00%	8
Centro informática/Reprografia	0 0.00%	0 0.00%	3 37.50%	4 50.00%	1 12.50%	8
Bar	0 0.00%	0 0.00%	3 37.50%	3 37.50%	2 25.00%	8
Inst. Sanitárias	0 0.00%	0 0.00%	1 12.50%	5 62.50%	2 25.00%	8

Total Responses 8

