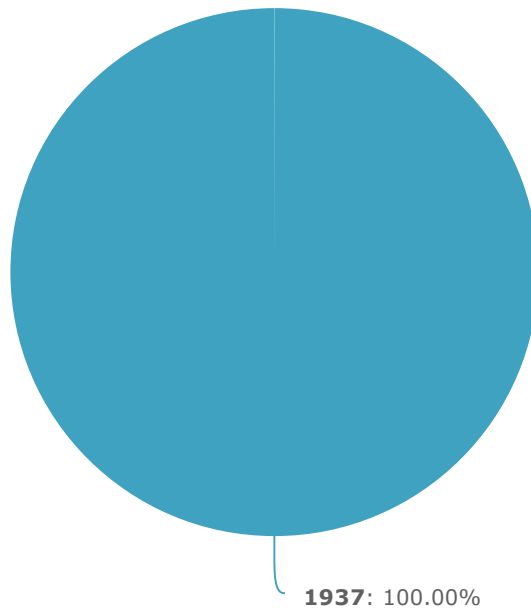


Summary Report

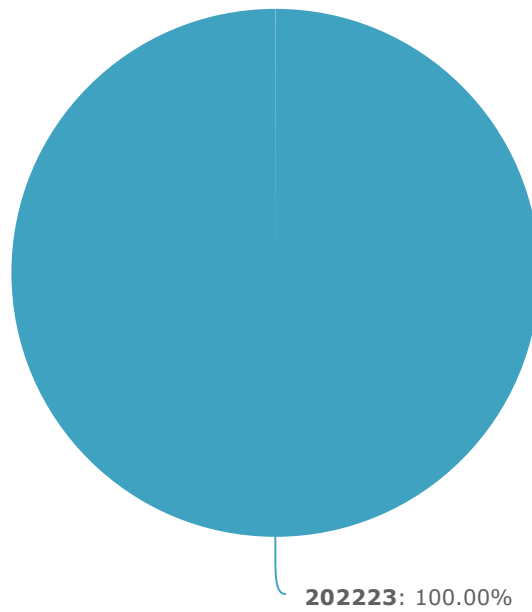
Questionário de Satisfação - LIC. GC 22.23

1. Código Curso



1937	100.00%	<div style="width: 100%; height: 15px; background-color: #00838f;"></div>	13
Total Responses			13
Skipped			1

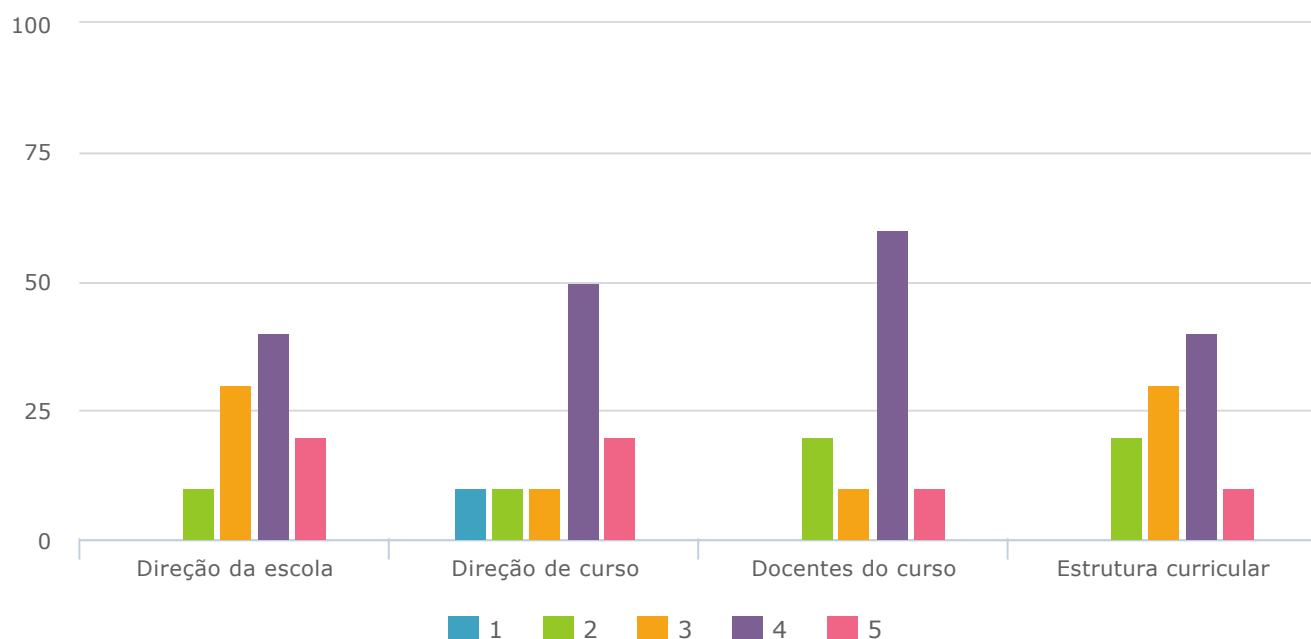
2. Ano Letivo



202223	100.00%	<div style="width: 100%; height: 15px; background-color: teal;"></div>	13
		Total Responses	13
		Skipped	1

3. Avaliação global do curso.

Faça a sua avaliação global do curso.



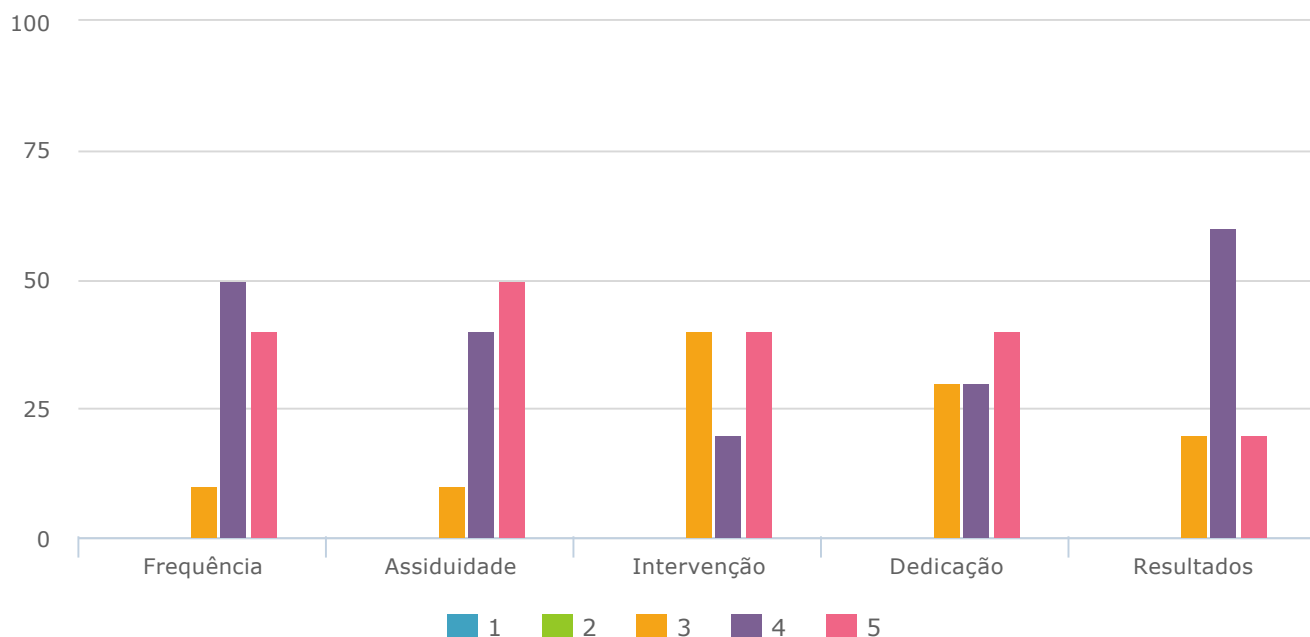
	1	2	3	4	5	Responses
Direção da escola	0 0.00%	1 10.00%	3 30.00%	4 40.00%	2 20.00%	10
Direção de curso	1 10.00%	1 10.00%	1 10.00%	5 50.00%	2 20.00%	10
Docentes do curso	0 0.00%	2 20.00%	1 10.00%	6 60.00%	1 10.00%	10
Estrutura curricular	0 0.00%	2 20.00%	3 30.00%	4 40.00%	1 10.00%	10

Total Responses 10

Skipped 4

4. Auto-avaliação da sua participação no curso.

Avalie a sua participação no curso.

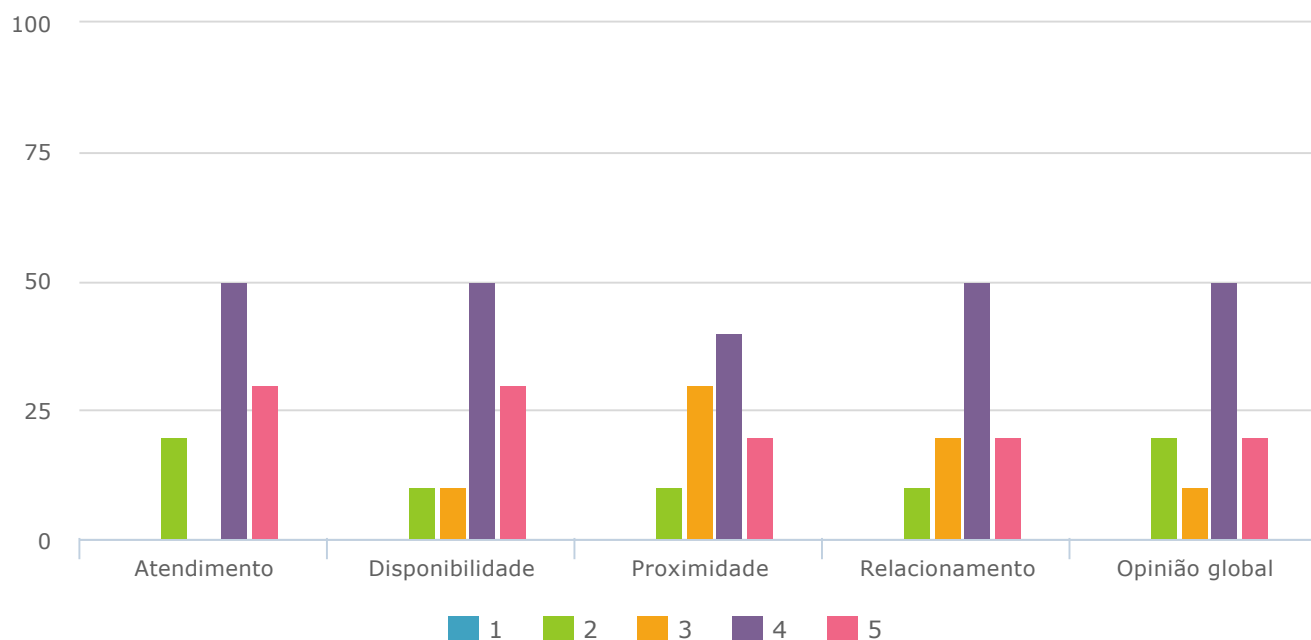


	1	2	3	4	5	Responses
Frequência	0 0.00%	0 0.00%	1 10.00%	5 50.00%	4 40.00%	10
Assiduidade	0 0.00%	0 0.00%	1 10.00%	4 40.00%	5 50.00%	10
Intervenção	0 0.00%	0 0.00%	4 40.00%	2 20.00%	4 40.00%	10
Dedicção	0 0.00%	0 0.00%	3 30.00%	3 30.00%	4 40.00%	10
Resultados	0 0.00%	0 0.00%	2 20.00%	6 60.00%	2 20.00%	10

Total Responses 10

Skipped 4

5. Avalie a Direção do curso.

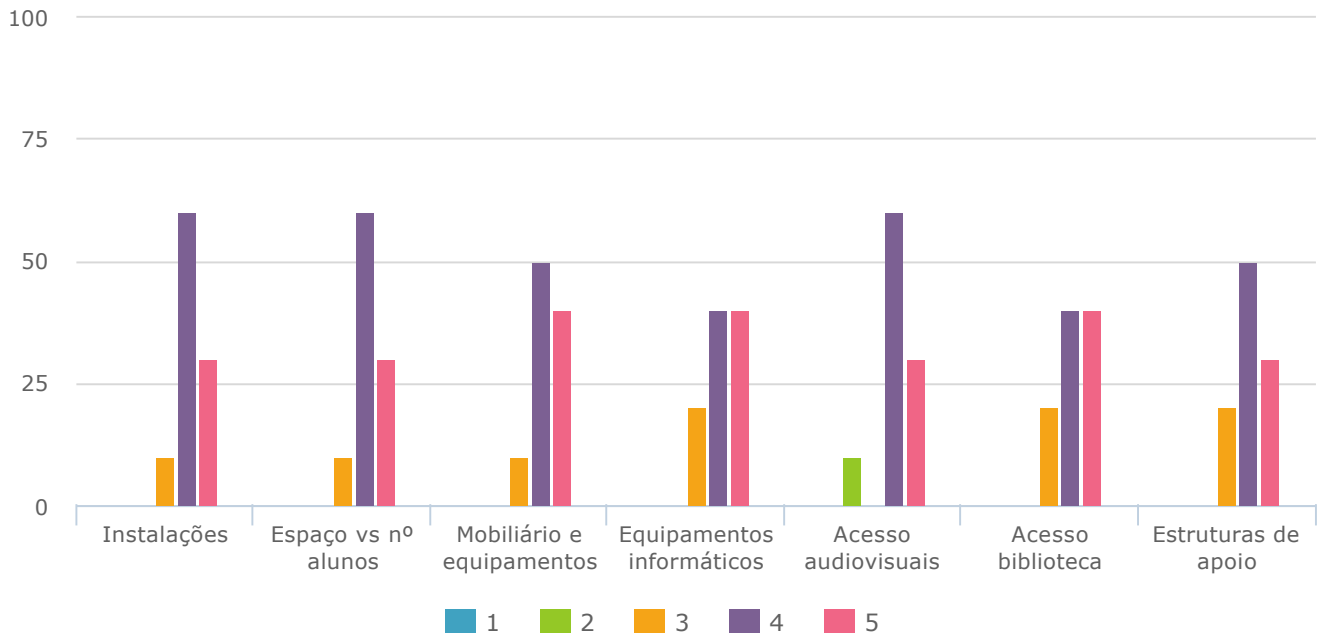


	1	2	3	4	5	Responses
Atendimento	0 0.00%	2 20.00%	0 0.00%	5 50.00%	3 30.00%	10
Disponibilidade	0 0.00%	1 10.00%	1 10.00%	5 50.00%	3 30.00%	10
Proximidade	0 0.00%	1 10.00%	3 30.00%	4 40.00%	2 20.00%	10
Relacionamento	0 0.00%	1 10.00%	2 20.00%	5 50.00%	2 20.00%	10
Opinião global	0 0.00%	2 20.00%	1 10.00%	5 50.00%	2 20.00%	10

Total Responses 10

Skipped 4

6. Avaliação global dos recursos disponíveis.

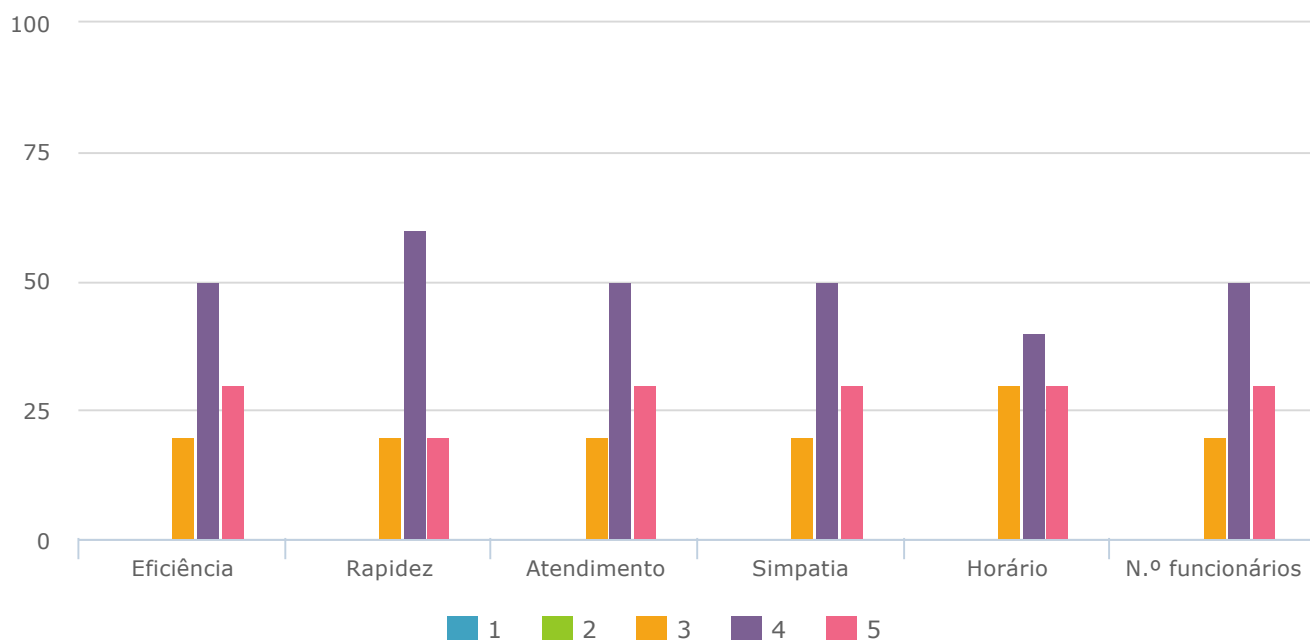


	1	2	3	4	5	Responses
Instalações	0 0.00%	0 0.00%	1 10.00%	6 60.00%	3 30.00%	10
Espaço vs nº alunos	0 0.00%	0 0.00%	1 10.00%	6 60.00%	3 30.00%	10
Mobiliário e equipamentos	0 0.00%	0 0.00%	1 10.00%	5 50.00%	4 40.00%	10
Equipamentos informáticos	0 0.00%	0 0.00%	2 20.00%	4 40.00%	4 40.00%	10
Acesso audiovisuais	0 0.00%	1 10.00%	0 0.00%	6 60.00%	3 30.00%	10
Acesso biblioteca	0 0.00%	0 0.00%	2 20.00%	4 40.00%	4 40.00%	10
Estruturas de apoio	0 0.00%	0 0.00%	2 20.00%	5 50.00%	3 30.00%	10

Total Responses 10

Skipped 4

7. Serviços Acadêmicos.

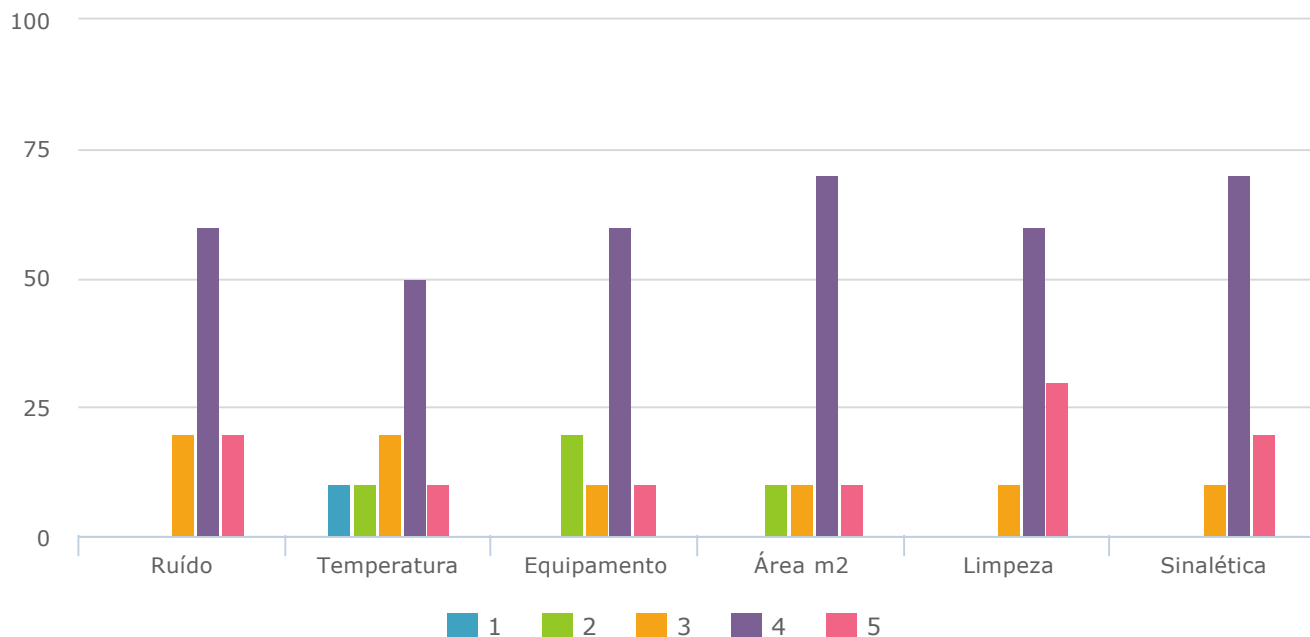


	1	2	3	4	5	Responses
Eficiência	0 0.00%	0 0.00%	2 20.00%	5 50.00%	3 30.00%	10
Rapidez	0 0.00%	0 0.00%	2 20.00%	6 60.00%	2 20.00%	10
Atendimento	0 0.00%	0 0.00%	2 20.00%	5 50.00%	3 30.00%	10
Simpatia	0 0.00%	0 0.00%	2 20.00%	5 50.00%	3 30.00%	10
Horário	0 0.00%	0 0.00%	3 30.00%	4 40.00%	3 30.00%	10
N.º funcionários	0 0.00%	0 0.00%	2 20.00%	5 50.00%	3 30.00%	10

Total Responses 10

Skipped 4

8. Sala de aula.

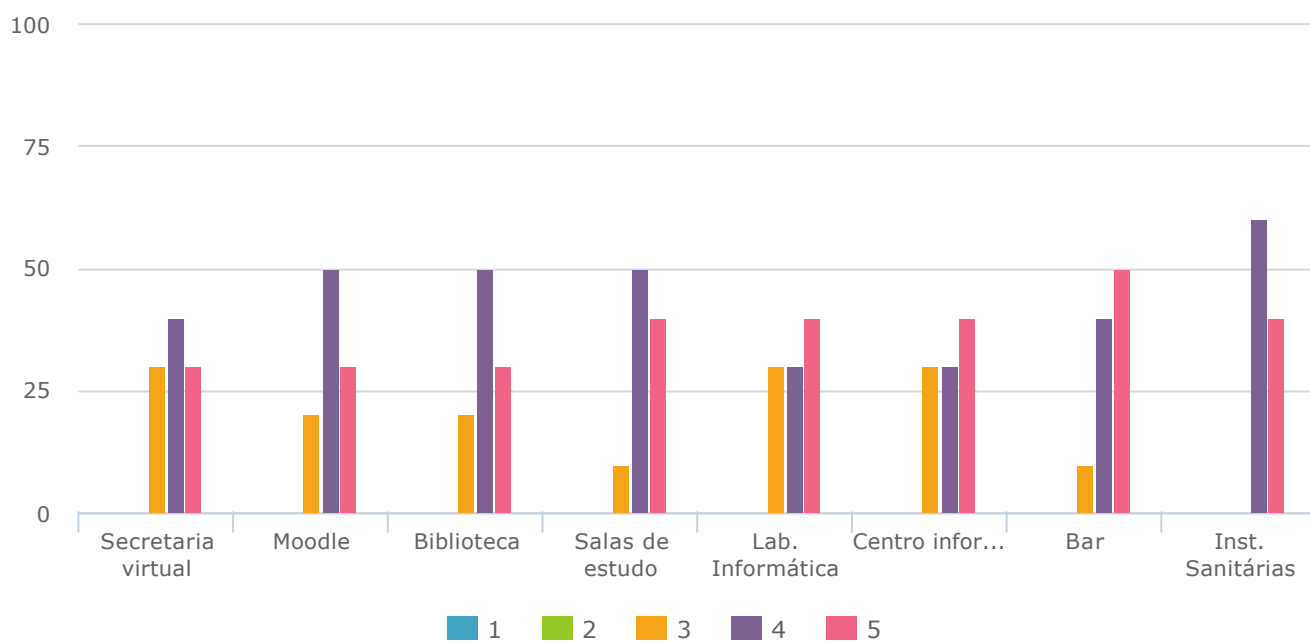


	1	2	3	4	5	Responses
Ruído	0 0.00%	0 0.00%	2 20.00%	6 60.00%	2 20.00%	10
Temperatura	1 10.00%	1 10.00%	2 20.00%	5 50.00%	1 10.00%	10
Equipamento	0 0.00%	2 20.00%	1 10.00%	6 60.00%	1 10.00%	10
Área m2	0 0.00%	1 10.00%	1 10.00%	7 70.00%	1 10.00%	10
Limpeza	0 0.00%	0 0.00%	1 10.00%	6 60.00%	3 30.00%	10
Sinalética	0 0.00%	0 0.00%	1 10.00%	7 70.00%	2 20.00%	10

Total Responses 10

Skipped 4

9. Outros Serviços / Recursos.



	1	2	3	4	5	Responses
Secretaria virtual	0 0.00%	0 0.00%	3 30.00%	4 40.00%	3 30.00%	10
Moodle	0 0.00%	0 0.00%	2 20.00%	5 50.00%	3 30.00%	10
Biblioteca	0 0.00%	0 0.00%	2 20.00%	5 50.00%	3 30.00%	10
Salas de estudo	0 0.00%	0 0.00%	1 10.00%	5 50.00%	4 40.00%	10
Lab. Informática	0 0.00%	0 0.00%	3 30.00%	3 30.00%	4 40.00%	10
Centro informática/Reprografia	0 0.00%	0 0.00%	3 30.00%	3 30.00%	4 40.00%	10
Bar	0 0.00%	0 0.00%	1 10.00%	4 40.00%	5 50.00%	10
Inst. Sanitárias	0 0.00%	0 0.00%	0 0.00%	6 60.00%	4 40.00%	10

Total Responses 10

