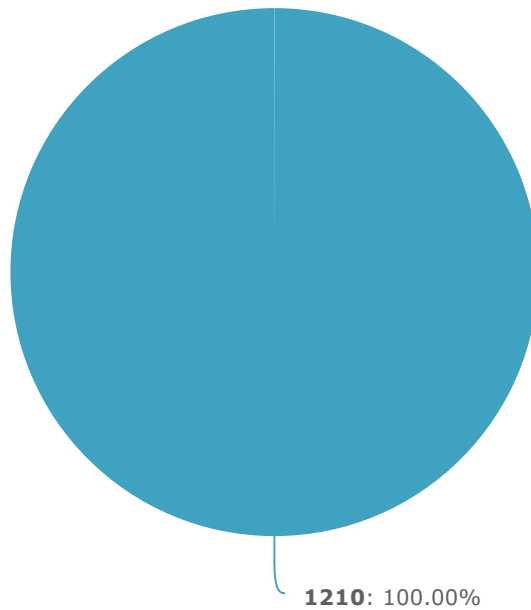


Summary Report

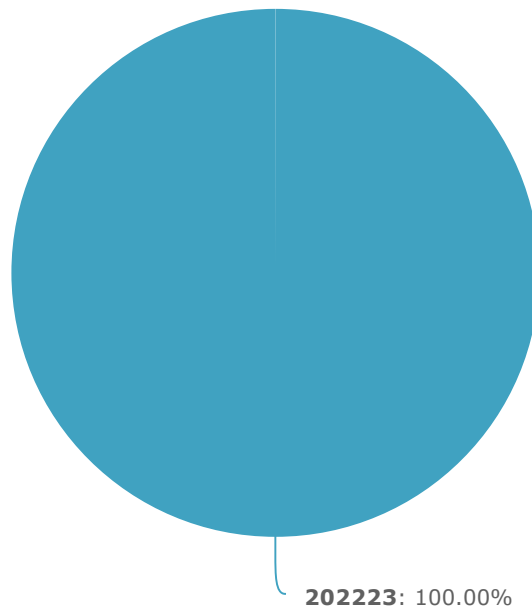
Questionário de Satisfação - LIC. EST 22.23

1. Código Curso



| | | | |
|-----------------|---------|---|---|
| 1210 | 100.00% | <div style="width: 100%; height: 20px; background-color: #00838f;"></div> | 8 |
| Total Responses | | | 8 |
| Skipped | | | 0 |

2. Ano Letivo



202223

100.00%



8

Total Responses

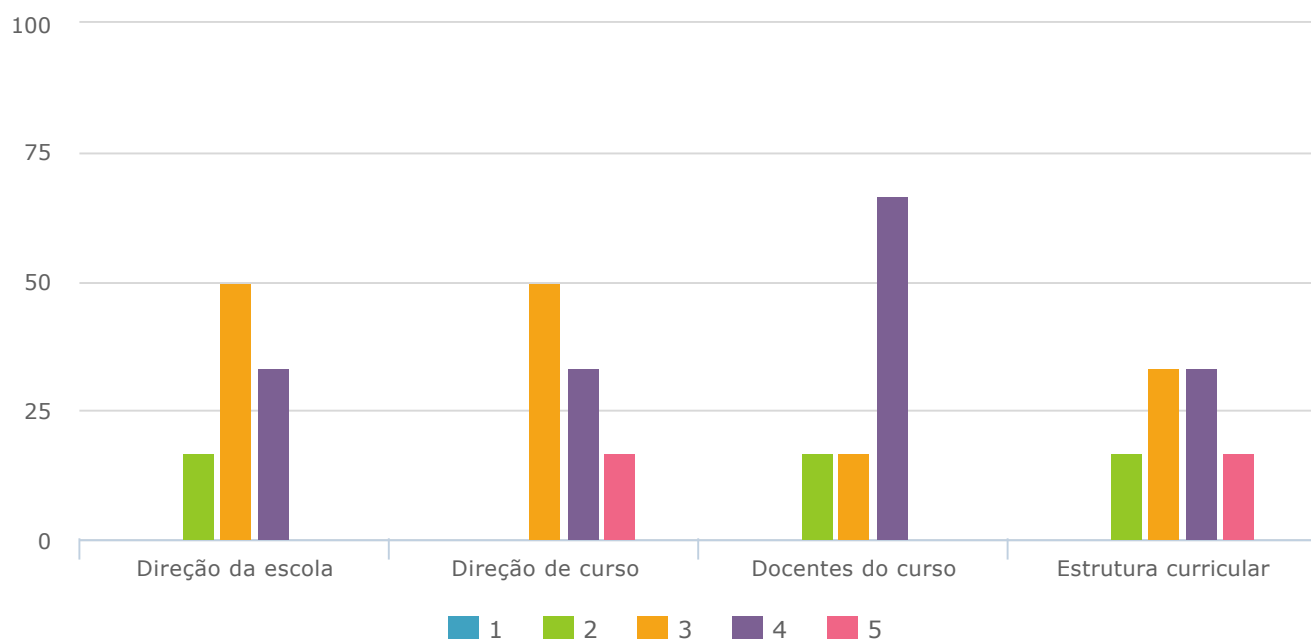
8

Skipped

0

3. Avaliação global do curso.

Faça a sua avaliação global do curso.



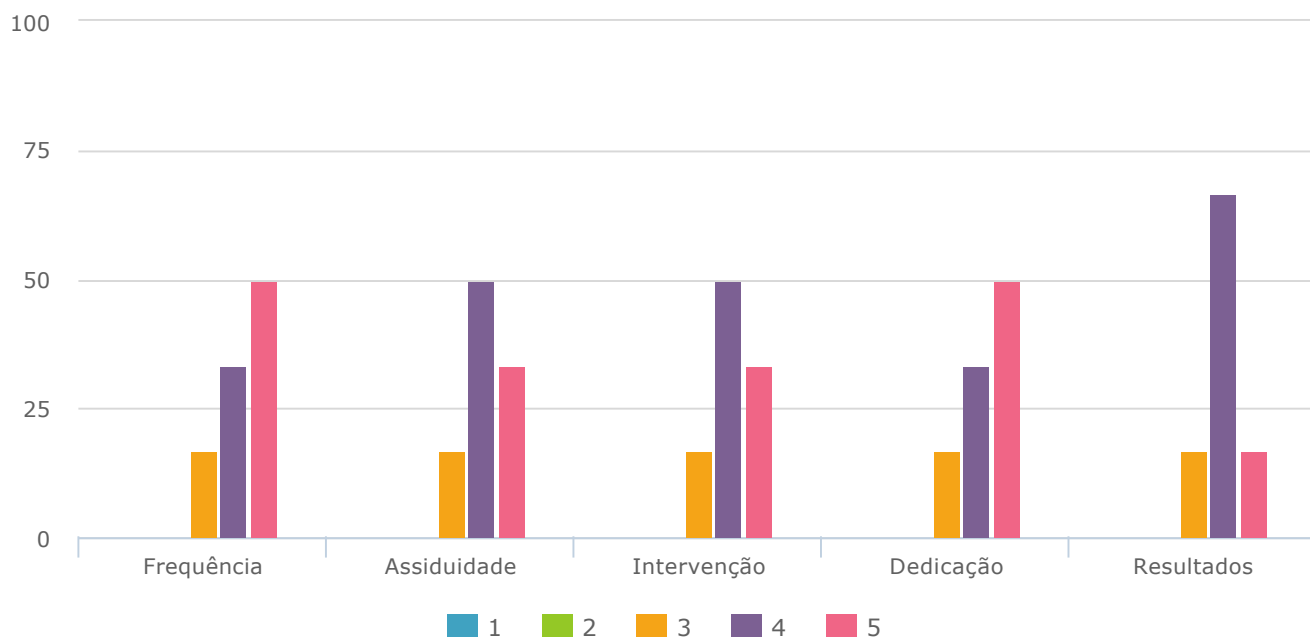
| | 1 | 2 | 3 | 4 | 5 | Responses |
|----------------------|------------|-------------|-------------|-------------|-------------|-----------|
| Direção da escola | 0 0.00% | 1 16.67% | 3 50.00% | 2 33.33% | 0 0.00% | 6 |
| Direção de curso | 0 0.00% | 0 0.00% | 3 50.00% | 2 33.33% | 1 16.67% | 6 |
| Docentes do curso | 0 0.00% | 1 16.67% | 1 16.67% | 4 66.67% | 0 0.00% | 6 |
| Estrutura curricular | 0 0.00% | 1 16.67% | 2 33.33% | 2 33.33% | 1 16.67% | 6 |

Total Responses 6

Skipped 2

4. Auto-avaliação da sua participação no curso.

Avalie a sua participação no curso.

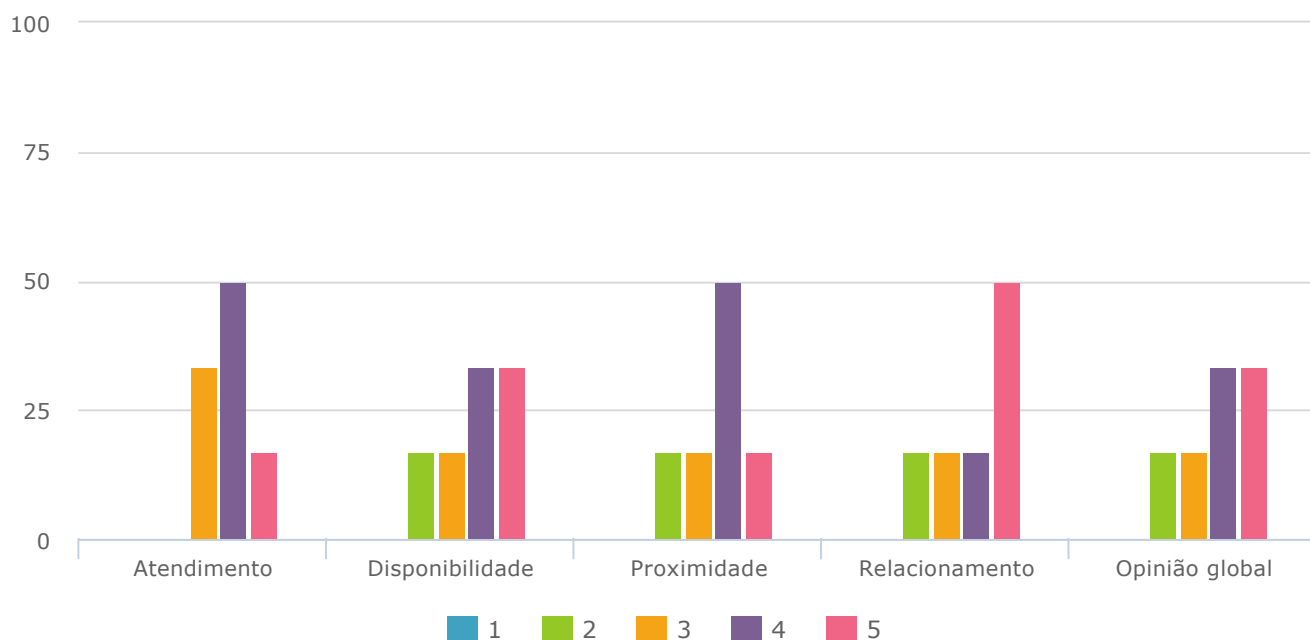


| | 1 | 2 | 3 | 4 | 5 | Responses |
|-------------|------------|------------|-------------|-------------|-------------|-----------|
| Frequência | 0 0.00% | 0 0.00% | 1 16.67% | 2 33.33% | 3 50.00% | 6 |
| Assiduidade | 0 0.00% | 0 0.00% | 1 16.67% | 3 50.00% | 2 33.33% | 6 |
| Intervenção | 0 0.00% | 0 0.00% | 1 16.67% | 3 50.00% | 2 33.33% | 6 |
| Dedicção | 0 0.00% | 0 0.00% | 1 16.67% | 2 33.33% | 3 50.00% | 6 |
| Resultados | 0 0.00% | 0 0.00% | 1 16.67% | 4 66.67% | 1 16.67% | 6 |

Total Responses 6

Skipped 2

5. Avalie a Direção do curso.

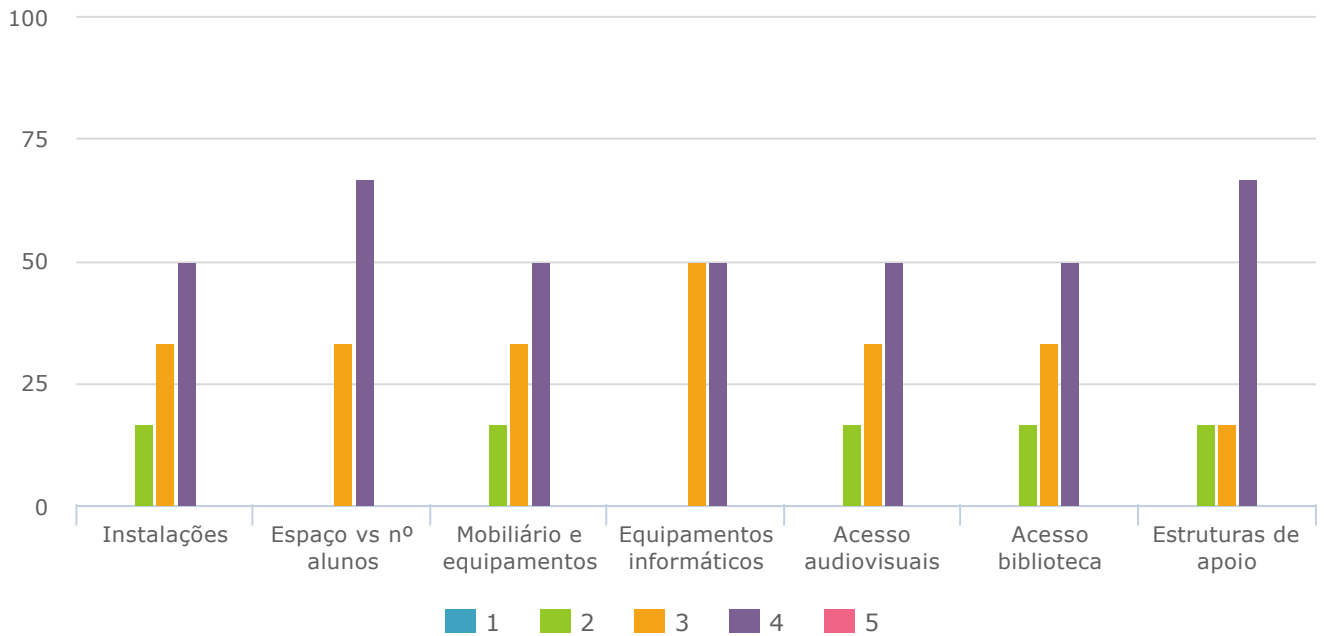


| | 1 | 2 | 3 | 4 | 5 | Responses |
|-----------------|------------|-------------|-------------|-------------|-------------|-----------|
| Atendimento | 0 0.00% | 0 0.00% | 2 33.33% | 3 50.00% | 1 16.67% | 6 |
| Disponibilidade | 0 0.00% | 1 16.67% | 1 16.67% | 2 33.33% | 2 33.33% | 6 |
| Proximidade | 0 0.00% | 1 16.67% | 1 16.67% | 3 50.00% | 1 16.67% | 6 |
| Relacionamento | 0 0.00% | 1 16.67% | 1 16.67% | 1 16.67% | 3 50.00% | 6 |
| Opinião global | 0 0.00% | 1 16.67% | 1 16.67% | 2 33.33% | 2 33.33% | 6 |

Total Responses 6

Skipped 2

6. Avaliação global dos recursos disponíveis.

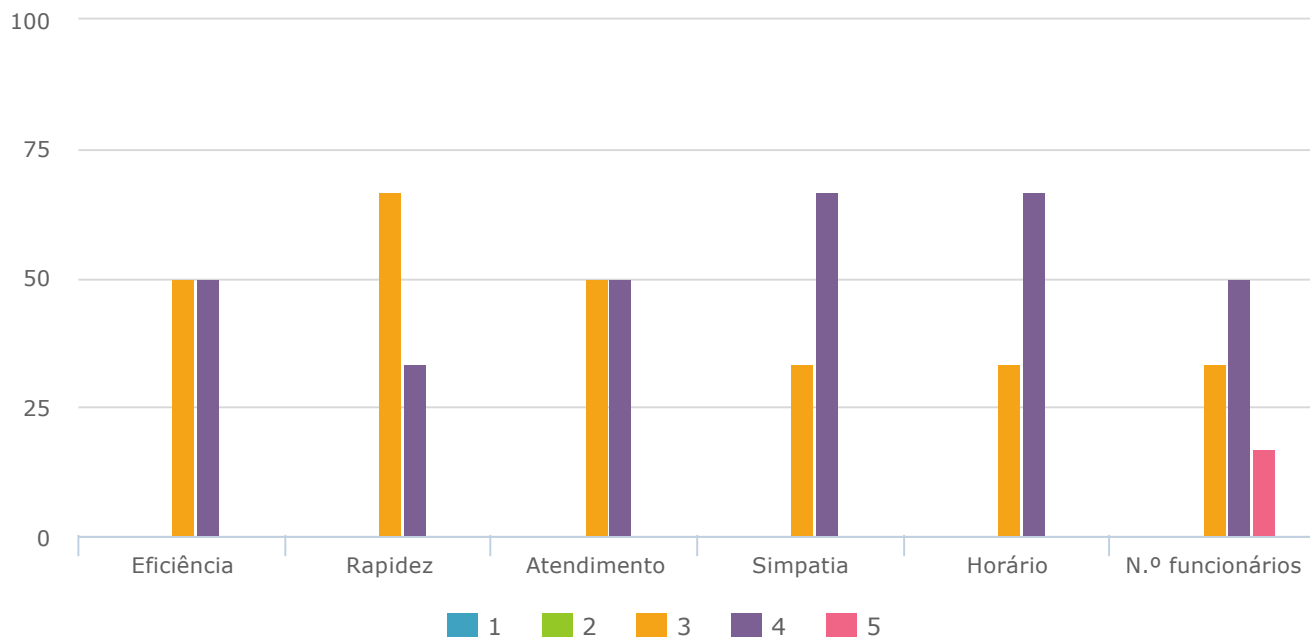


| | 1 | 2 | 3 | 4 | 5 | Responses |
|---------------------------|------------|-------------|-------------|-------------|------------|-----------|
| Instalações | 0 0.00% | 1 16.67% | 2 33.33% | 3 50.00% | 0 0.00% | 6 |
| Espaço vs nº alunos | 0 0.00% | 0 0.00% | 2 33.33% | 4 66.67% | 0 0.00% | 6 |
| Mobiliário e equipamentos | 0 0.00% | 1 16.67% | 2 33.33% | 3 50.00% | 0 0.00% | 6 |
| Equipamentos informáticos | 0 0.00% | 0 0.00% | 3 50.00% | 3 50.00% | 0 0.00% | 6 |
| Acesso audiovisuais | 0 0.00% | 1 16.67% | 2 33.33% | 3 50.00% | 0 0.00% | 6 |
| Acesso biblioteca | 0 0.00% | 1 16.67% | 2 33.33% | 3 50.00% | 0 0.00% | 6 |
| Estruturas de apoio | 0 0.00% | 1 16.67% | 1 16.67% | 4 66.67% | 0 0.00% | 6 |

Total Responses 6

Skipped 2

7. Serviços Acadêmicos.

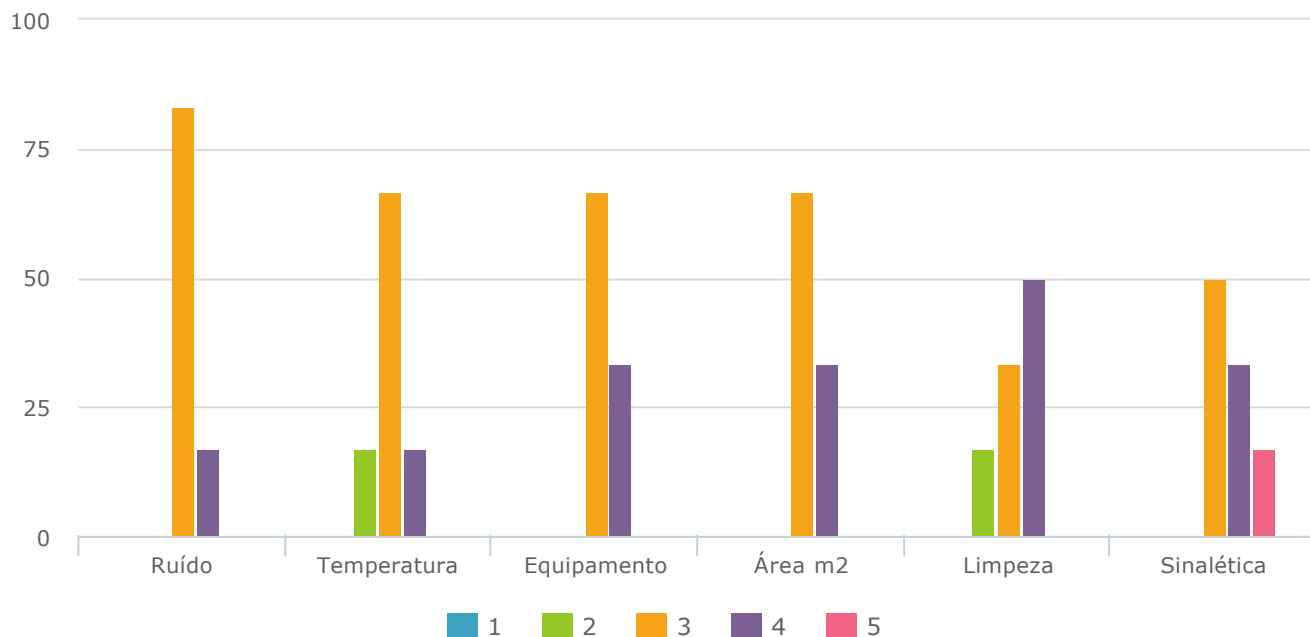


| | 1 | 2 | 3 | 4 | 5 | Responses |
|------------------|------------|------------|-------------|-------------|-------------|-----------|
| Eficiência | 0 0.00% | 0 0.00% | 3 50.00% | 3 50.00% | 0 0.00% | 6 |
| Rapidez | 0 0.00% | 0 0.00% | 4 66.67% | 2 33.33% | 0 0.00% | 6 |
| Atendimento | 0 0.00% | 0 0.00% | 3 50.00% | 3 50.00% | 0 0.00% | 6 |
| Simpatia | 0 0.00% | 0 0.00% | 2 33.33% | 4 66.67% | 0 0.00% | 6 |
| Horário | 0 0.00% | 0 0.00% | 2 33.33% | 4 66.67% | 0 0.00% | 6 |
| N.º funcionários | 0 0.00% | 0 0.00% | 2 33.33% | 3 50.00% | 1 16.67% | 6 |

Total Responses 6

Skipped 2

8. Sala de aula.

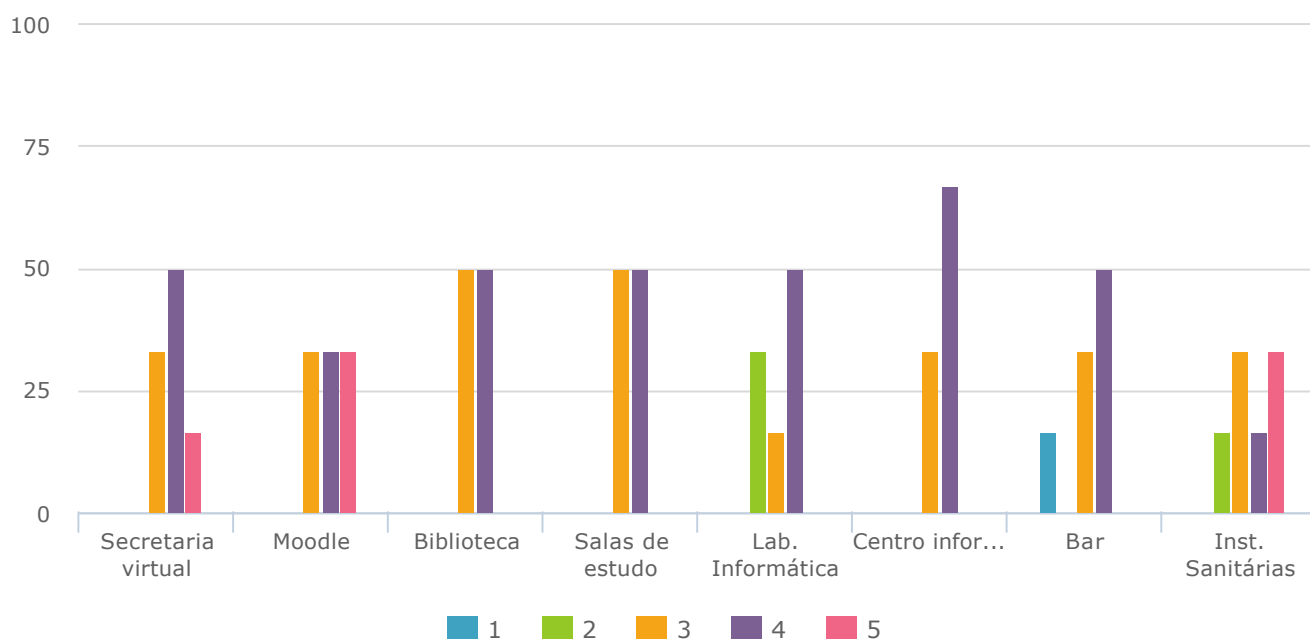


| | 1 | 2 | 3 | 4 | 5 | Responses |
|-------------|------------|-------------|-------------|-------------|-------------|-----------|
| Ruído | 0 0.00% | 0 0.00% | 5 83.33% | 1 16.67% | 0 0.00% | 6 |
| Temperatura | 0 0.00% | 1 16.67% | 4 66.67% | 1 16.67% | 0 0.00% | 6 |
| Equipamento | 0 0.00% | 0 0.00% | 4 66.67% | 2 33.33% | 0 0.00% | 6 |
| Área m2 | 0 0.00% | 0 0.00% | 4 66.67% | 2 33.33% | 0 0.00% | 6 |
| Limpeza | 0 0.00% | 1 16.67% | 2 33.33% | 3 50.00% | 0 0.00% | 6 |
| Sinalética | 0 0.00% | 0 0.00% | 3 50.00% | 2 33.33% | 1 16.67% | 6 |

Total Responses 6

Skipped 2

9. Outros Serviços / Recursos.



| | 1 | 2 | 3 | 4 | 5 | Responses |
|--------------------------------|-------------|-------------|-------------|-------------|-------------|-----------|
| Secretaria virtual | 0 0.00% | 0 0.00% | 2 33.33% | 3 50.00% | 1 16.67% | 6 |
| Moodle | 0 0.00% | 0 0.00% | 2 33.33% | 2 33.33% | 2 33.33% | 6 |
| Biblioteca | 0 0.00% | 0 0.00% | 3 50.00% | 3 50.00% | 0 0.00% | 6 |
| Salas de estudo | 0 0.00% | 0 0.00% | 3 50.00% | 3 50.00% | 0 0.00% | 6 |
| Lab. Informática | 0 0.00% | 2 33.33% | 1 16.67% | 3 50.00% | 0 0.00% | 6 |
| Centro informática/Reprografia | 0 0.00% | 0 0.00% | 2 33.33% | 4 66.67% | 0 0.00% | 6 |
| Bar | 1 16.67% | 0 0.00% | 2 33.33% | 3 50.00% | 0 0.00% | 6 |
| Inst. Sanitárias | 0 0.00% | 1 16.67% | 2 33.33% | 1 16.67% | 2 33.33% | 6 |

Total Responses 6

