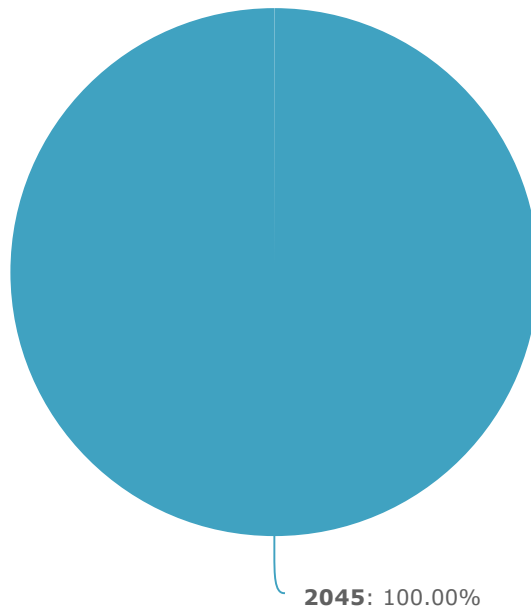


Summary Report

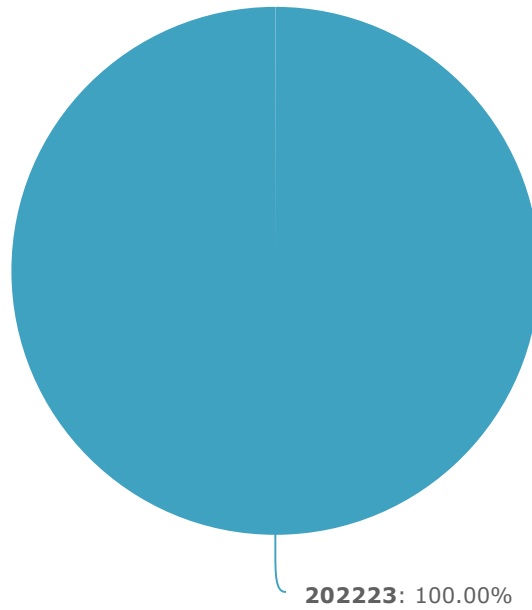
Questionário de Satisfação - TESP TPSI 22.23

1. Código Curso



2045	100.00%	<div style="width: 100%; height: 15px; background-color: #00838f;"></div>	5
Total Responses			5
Skipped			1

2. Ano Letivo



202223

100.00%



5

Total Responses

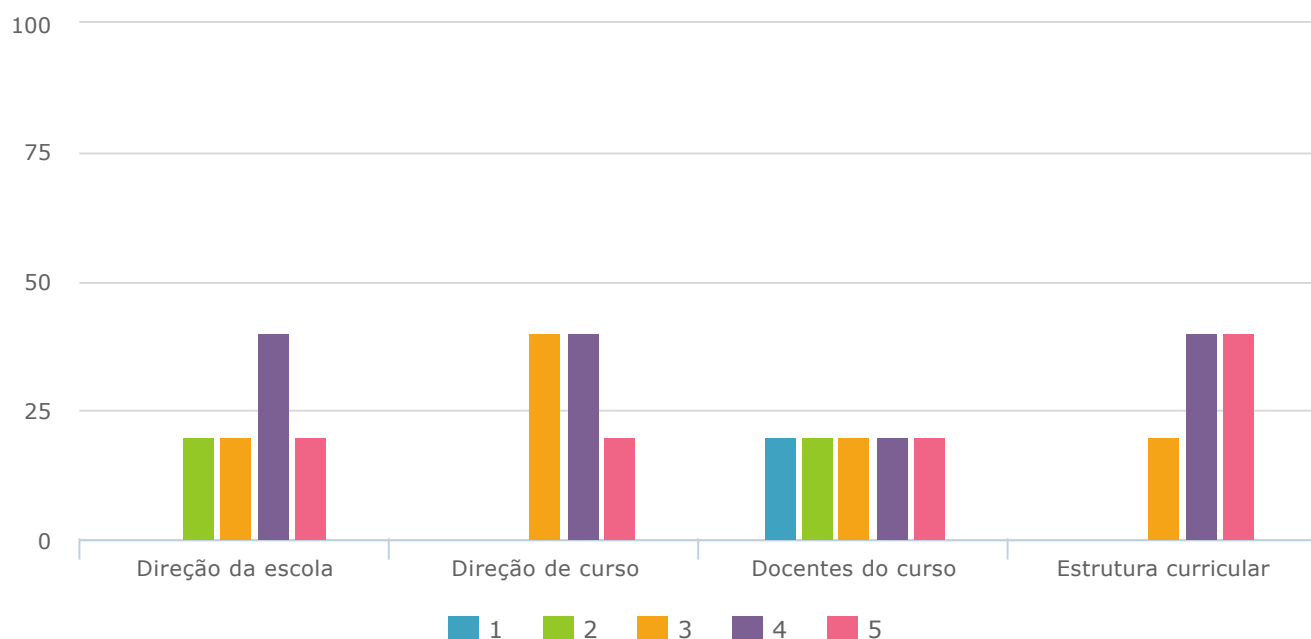
5

Skipped

1

3. Avaliação global do curso.

Faça a sua avaliação global do curso.



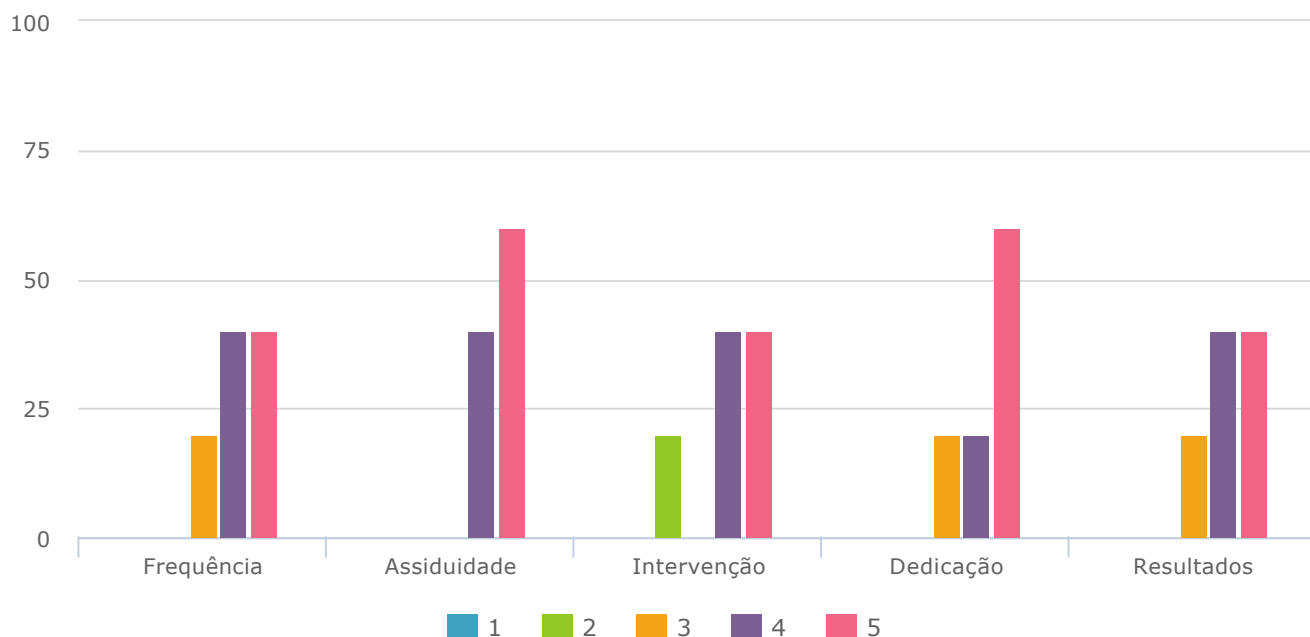
	1	2	3	4	5	Responses
Direção da escola	0 0.00%	1 20.00%	1 20.00%	2 40.00%	1 20.00%	5
Direção de curso	0 0.00%	0 0.00%	2 40.00%	2 40.00%	1 20.00%	5
Docentes do curso	1 20.00%	1 20.00%	1 20.00%	1 20.00%	1 20.00%	5
Estrutura curricular	0 0.00%	0 0.00%	1 20.00%	2 40.00%	2 40.00%	5

Total Responses 5

Skipped 1

4. Auto-avaliação da sua participação no curso.

Avalie a sua participação no curso.

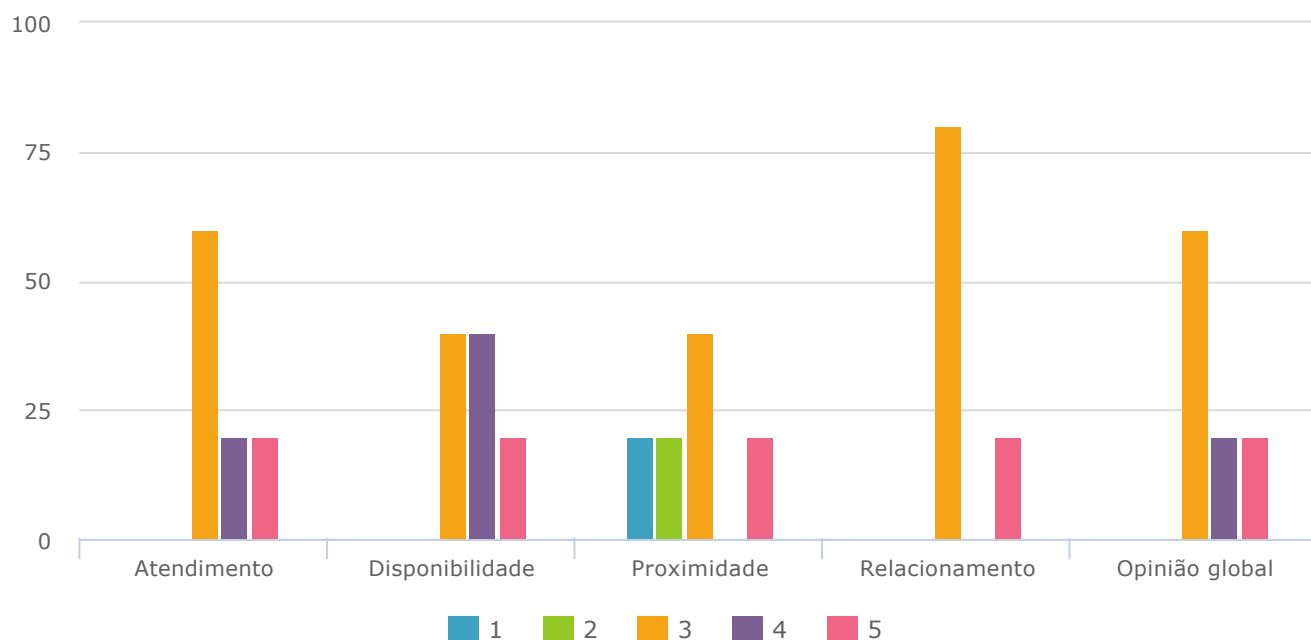


	1	2	3	4	5	Responses
Frequência	0 0.00%	0 0.00%	1 20.00%	2 40.00%	2 40.00%	5
Assiduidade	0 0.00%	0 0.00%	0 0.00%	2 40.00%	3 60.00%	5
Intervenção	0 0.00%	1 20.00%	0 0.00%	2 40.00%	2 40.00%	5
Dedicção	0 0.00%	0 0.00%	1 20.00%	1 20.00%	3 60.00%	5
Resultados	0 0.00%	0 0.00%	1 20.00%	2 40.00%	2 40.00%	5

Total Responses 5

Skipped 1

5. Avalie a Direção do curso.

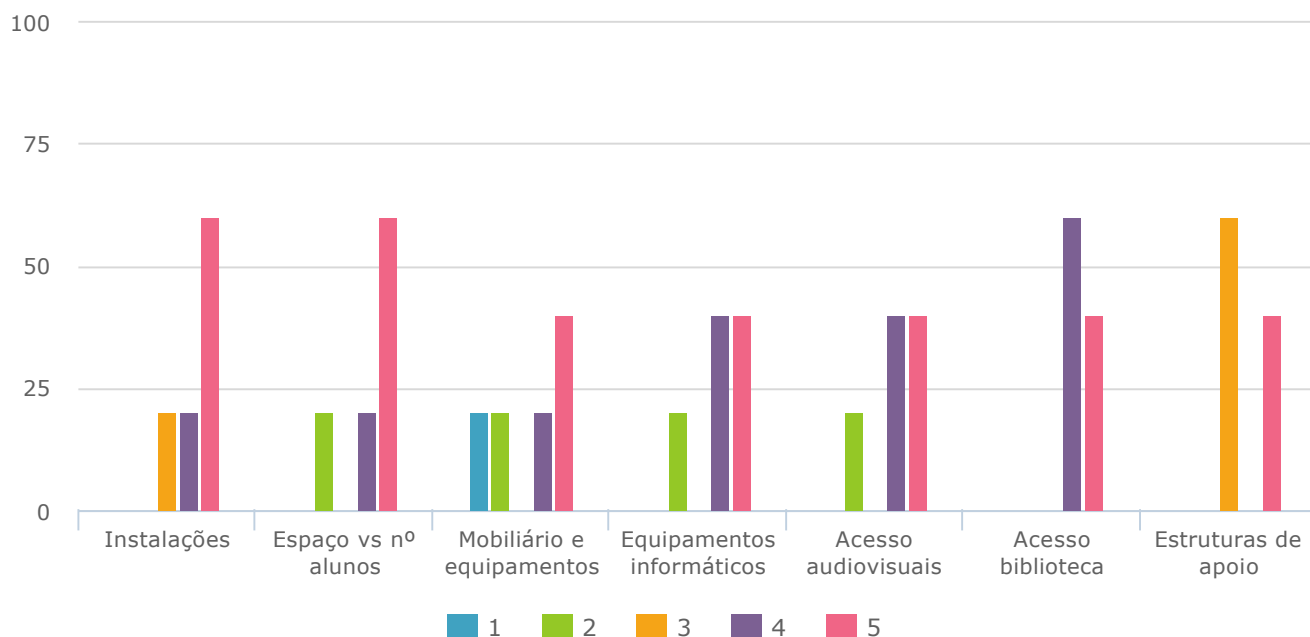


	1	2	3	4	5	Responses
Atendimento	0 0.00%	0 0.00%	3 60.00%	1 20.00%	1 20.00%	5
Disponibilidade	0 0.00%	0 0.00%	2 40.00%	2 40.00%	1 20.00%	5
Proximidade	1 20.00%	1 20.00%	2 40.00%	0 0.00%	1 20.00%	5
Relacionamento	0 0.00%	0 0.00%	4 80.00%	0 0.00%	1 20.00%	5
Opinião global	0 0.00%	0 0.00%	3 60.00%	1 20.00%	1 20.00%	5

Total Responses 5

Skipped 1

6. Avaliação global dos recursos disponíveis.

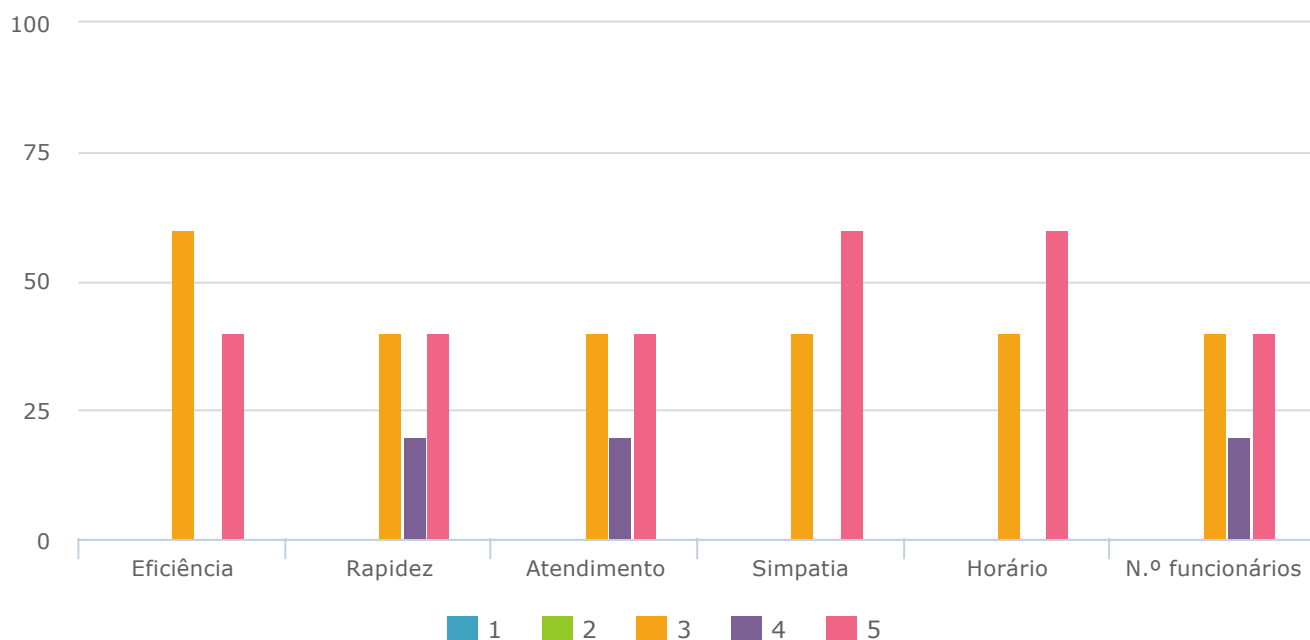


	1	2	3	4	5	Responses
Instalações	0 0.00%	0 0.00%	1 20.00%	1 20.00%	3 60.00%	5
Espaço vs nº alunos	0 0.00%	1 20.00%	0 0.00%	1 20.00%	3 60.00%	5
Mobiliário e equipamentos	1 20.00%	1 20.00%	0 0.00%	1 20.00%	2 40.00%	5
Equipamentos informáticos	0 0.00%	1 20.00%	0 0.00%	2 40.00%	2 40.00%	5
Acesso audiovisuais	0 0.00%	1 20.00%	0 0.00%	2 40.00%	2 40.00%	5
Acesso biblioteca	0 0.00%	0 0.00%	0 0.00%	3 60.00%	2 40.00%	5
Estruturas de apoio	0 0.00%	0 0.00%	3 60.00%	0 0.00%	2 40.00%	5

Total Responses 5

Skipped 1

7. Serviços Acadêmicos.

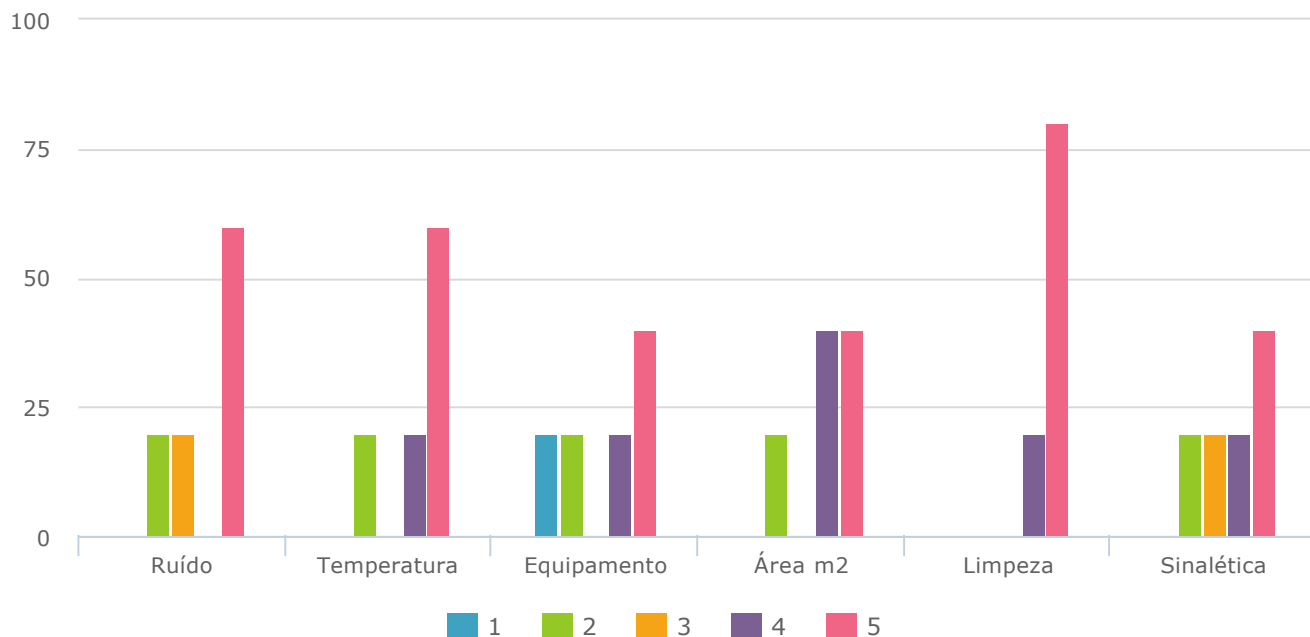


	1	2	3	4	5	Responses
Eficiência	0 0.00%	0 0.00%	3 60.00%	0 0.00%	2 40.00%	5
Rapidez	0 0.00%	0 0.00%	2 40.00%	1 20.00%	2 40.00%	5
Atendimento	0 0.00%	0 0.00%	2 40.00%	1 20.00%	2 40.00%	5
Simpatia	0 0.00%	0 0.00%	2 40.00%	0 0.00%	3 60.00%	5
Horário	0 0.00%	0 0.00%	2 40.00%	0 0.00%	3 60.00%	5
N.º funcionários	0 0.00%	0 0.00%	2 40.00%	1 20.00%	2 40.00%	5

Total Responses 5

Skipped 1

8. Sala de aula.

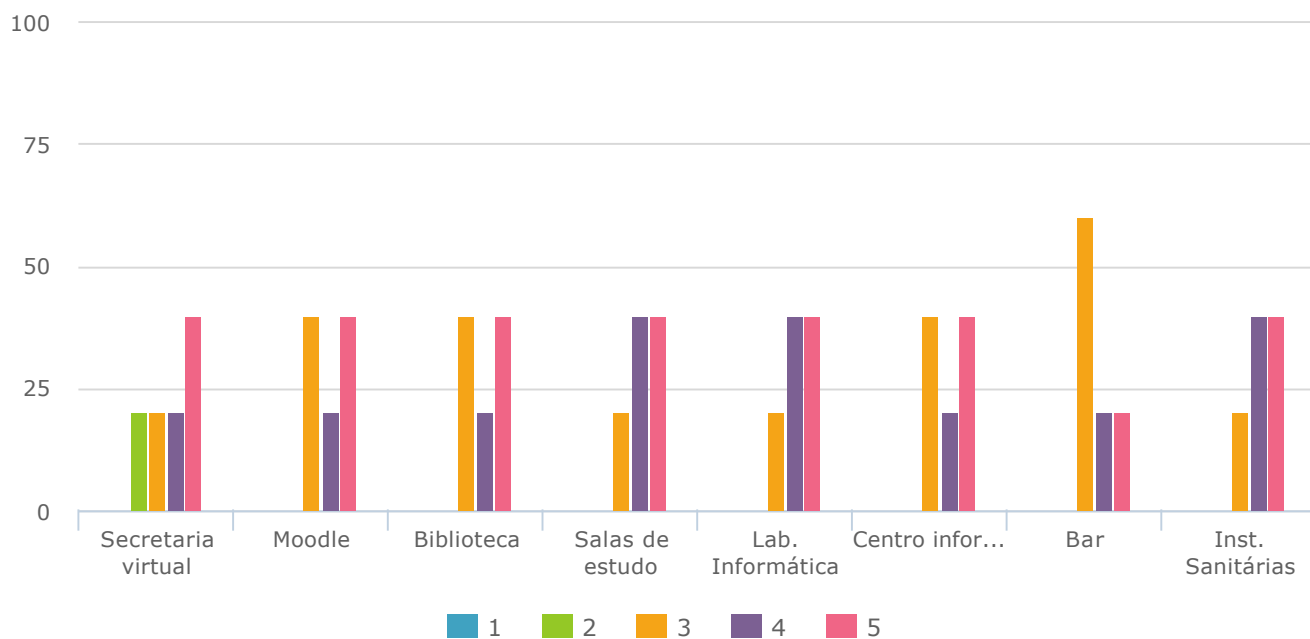


	1	2	3	4	5	Responses
Ruído	0 0.00%	1 20.00%	1 20.00%	0 0.00%	3 60.00%	5
Temperatura	0 0.00%	1 20.00%	0 0.00%	1 20.00%	3 60.00%	5
Equipamento	1 20.00%	1 20.00%	0 0.00%	1 20.00%	2 40.00%	5
Área m2	0 0.00%	1 20.00%	0 0.00%	2 40.00%	2 40.00%	5
Limpeza	0 0.00%	0 0.00%	0 0.00%	1 20.00%	4 80.00%	5
Sinalética	0 0.00%	1 20.00%	1 20.00%	1 20.00%	2 40.00%	5

Total Responses 5

Skipped 1

9. Outros Serviços / Recursos.



	1	2	3	4	5	Responses
Secretaria virtual	0 0.00%	1 20.00%	1 20.00%	1 20.00%	2 40.00%	5
Moodle	0 0.00%	0 0.00%	2 40.00%	1 20.00%	2 40.00%	5
Biblioteca	0 0.00%	0 0.00%	2 40.00%	1 20.00%	2 40.00%	5
Salas de estudo	0 0.00%	0 0.00%	1 20.00%	2 40.00%	2 40.00%	5
Lab. Informática	0 0.00%	0 0.00%	1 20.00%	2 40.00%	2 40.00%	5
Centro informática/Reprografia	0 0.00%	0 0.00%	2 40.00%	1 20.00%	2 40.00%	5
Bar	0 0.00%	0 0.00%	3 60.00%	1 20.00%	1 20.00%	5
Inst. Sanitárias	0 0.00%	0 0.00%	1 20.00%	2 40.00%	2 40.00%	5

Total Responses 5

