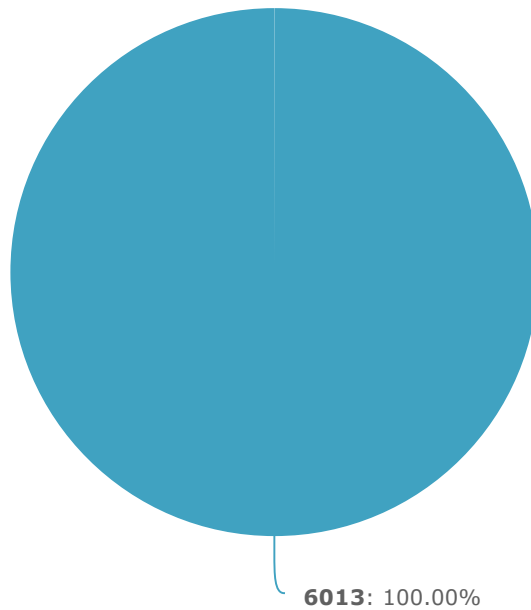


Summary Report

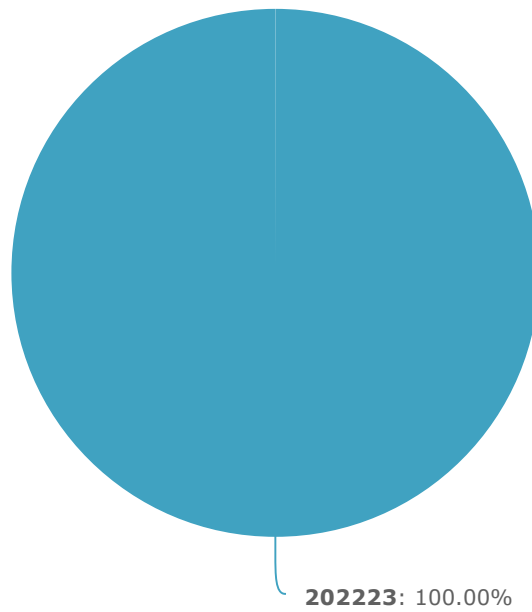
Questionário de Satisfação - TESP MDCE 22.23

1. Código Curso



6013	100.00%	<div style="width: 100%; height: 15px; background-color: #00838f;"></div>	9
Total Responses			9
Skipped			3

2. Ano Letivo



202223

100.00%



9

Total Responses

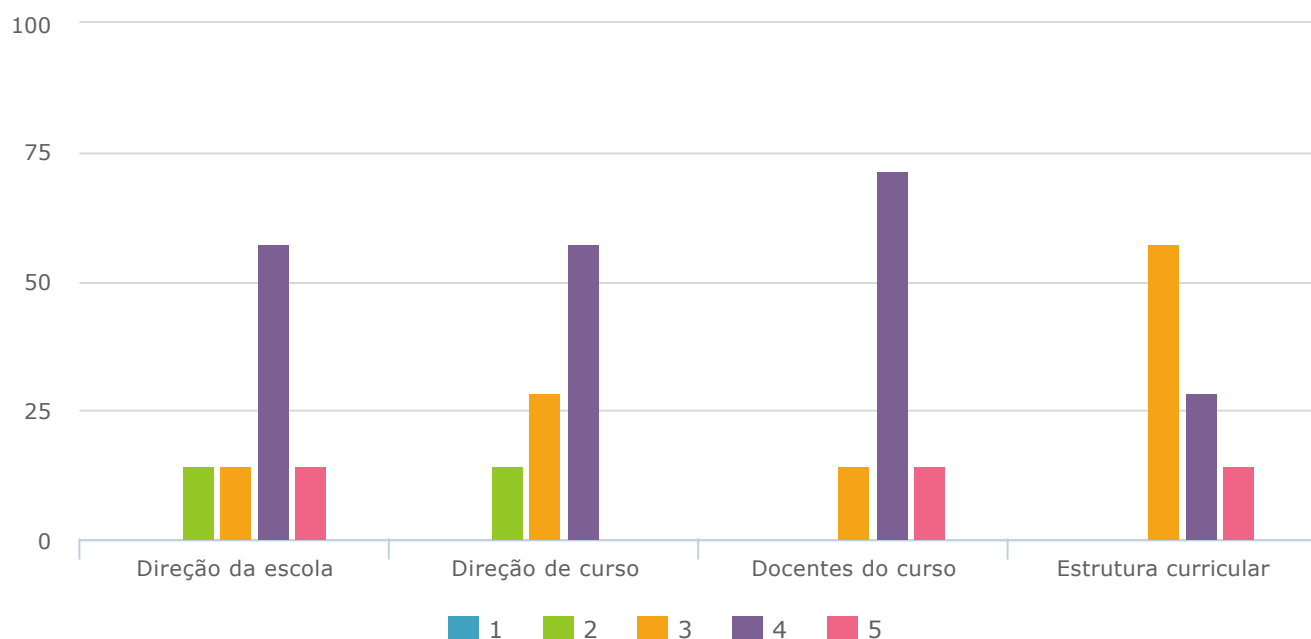
9

Skipped

3

3. Avaliação global do curso.

Faça a sua avaliação global do curso.



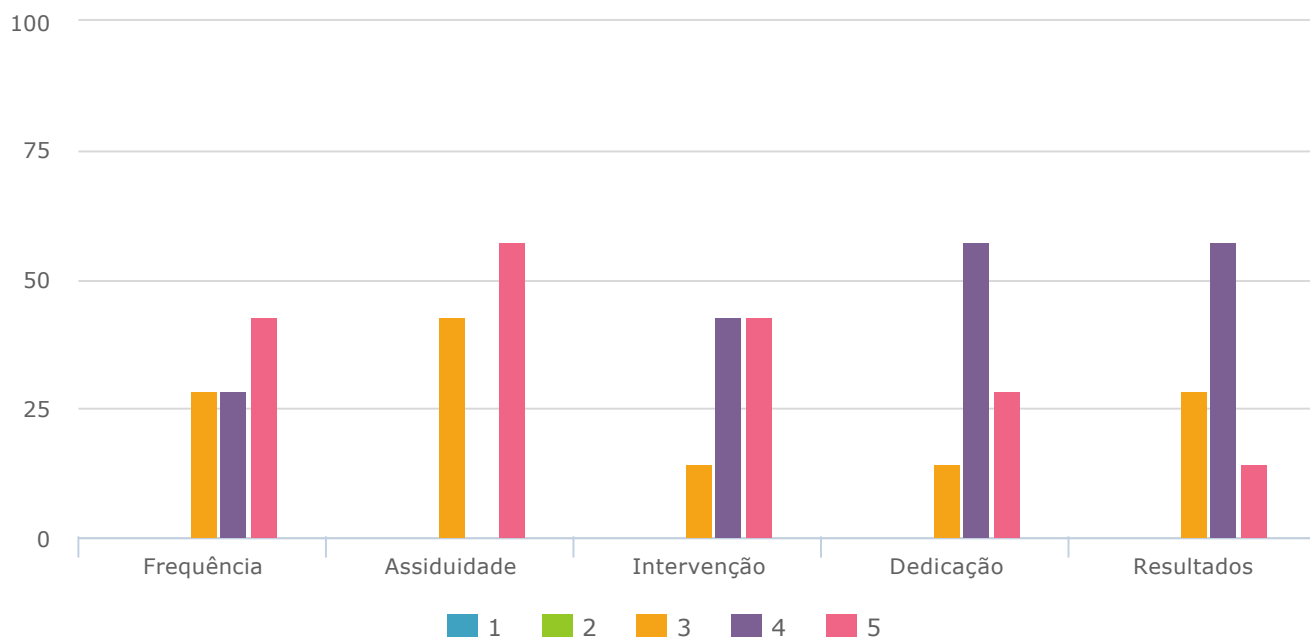
	1	2	3	4	5	Responses
Direção da escola	0 0.00%	1 14.29%	1 14.29%	4 57.14%	1 14.29%	7
Direção de curso	0 0.00%	1 14.29%	2 28.57%	4 57.14%	0 0.00%	7
Docentes do curso	0 0.00%	0 0.00%	1 14.29%	5 71.43%	1 14.29%	7
Estrutura curricular	0 0.00%	0 0.00%	4 57.14%	2 28.57%	1 14.29%	7

Total Responses 7

Skipped 5

4. Auto-avaliação da sua participação no curso.

Avalie a sua participação no curso.

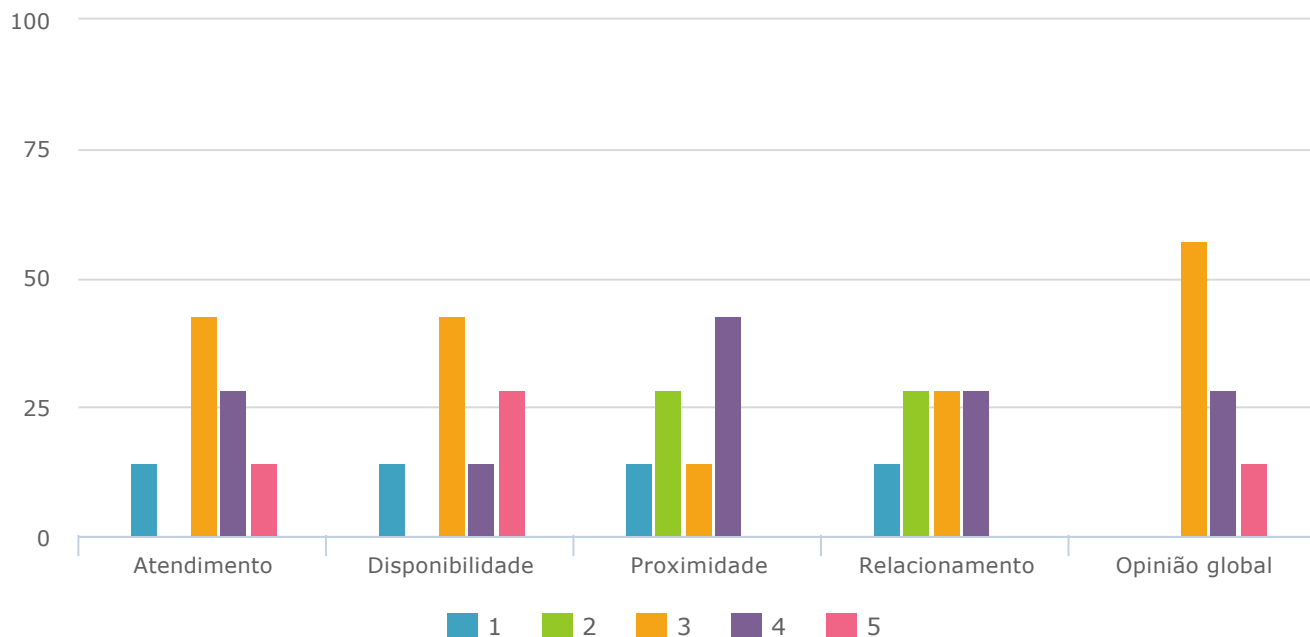


	1	2	3	4	5	Responses
Frequência	0 0.00%	0 0.00%	2 28.57%	2 28.57%	3 42.86%	7
Assiduidade	0 0.00%	0 0.00%	3 42.86%	0 0.00%	4 57.14%	7
Intervenção	0 0.00%	0 0.00%	1 14.29%	3 42.86%	3 42.86%	7
Dedicção	0 0.00%	0 0.00%	1 14.29%	4 57.14%	2 28.57%	7
Resultados	0 0.00%	0 0.00%	2 28.57%	4 57.14%	1 14.29%	7

Total Responses 7

Skipped 5

5. Avalie a Direção do curso.

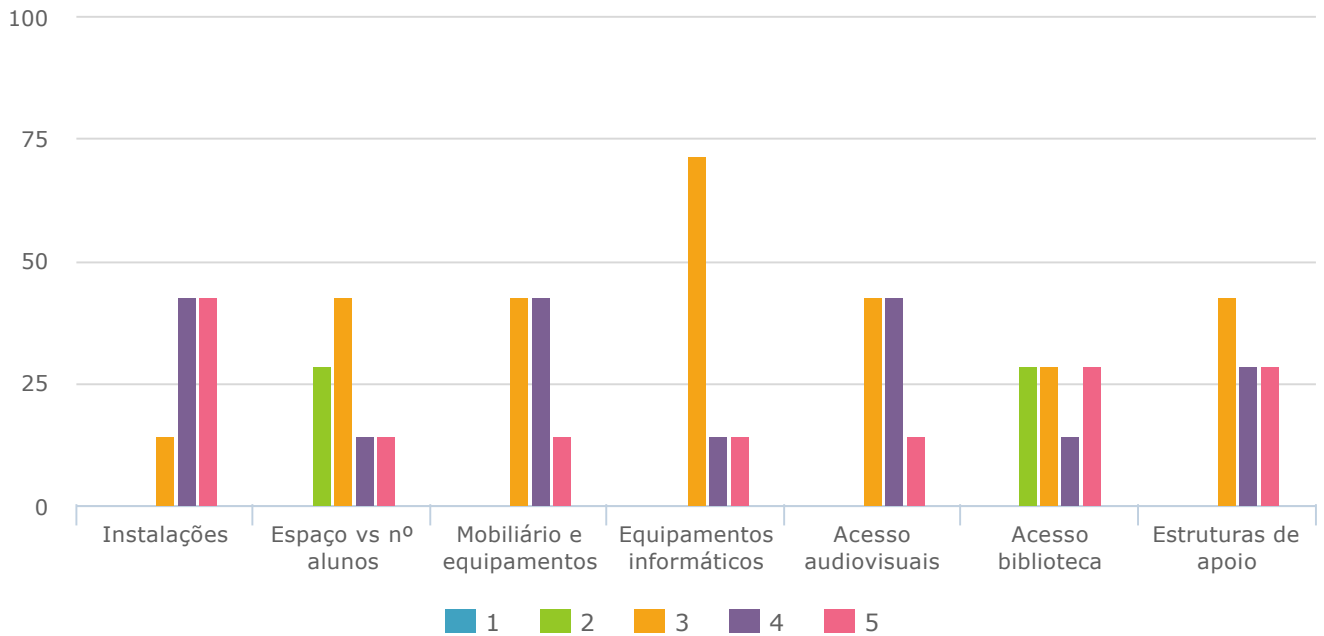


	1	2	3	4	5	Responses
Atendimento	1 14.29%	0 0.00%	3 42.86%	2 28.57%	1 14.29%	7
Disponibilidade	1 14.29%	0 0.00%	3 42.86%	1 14.29%	2 28.57%	7
Proximidade	1 14.29%	2 28.57%	1 14.29%	3 42.86%	0 0.00%	7
Relacionamento	1 14.29%	2 28.57%	2 28.57%	2 28.57%	0 0.00%	7
Opinião global	0 0.00%	0 0.00%	4 57.14%	2 28.57%	1 14.29%	7

Total Responses 7

Skipped 5

6. Avaliação global dos recursos disponíveis.

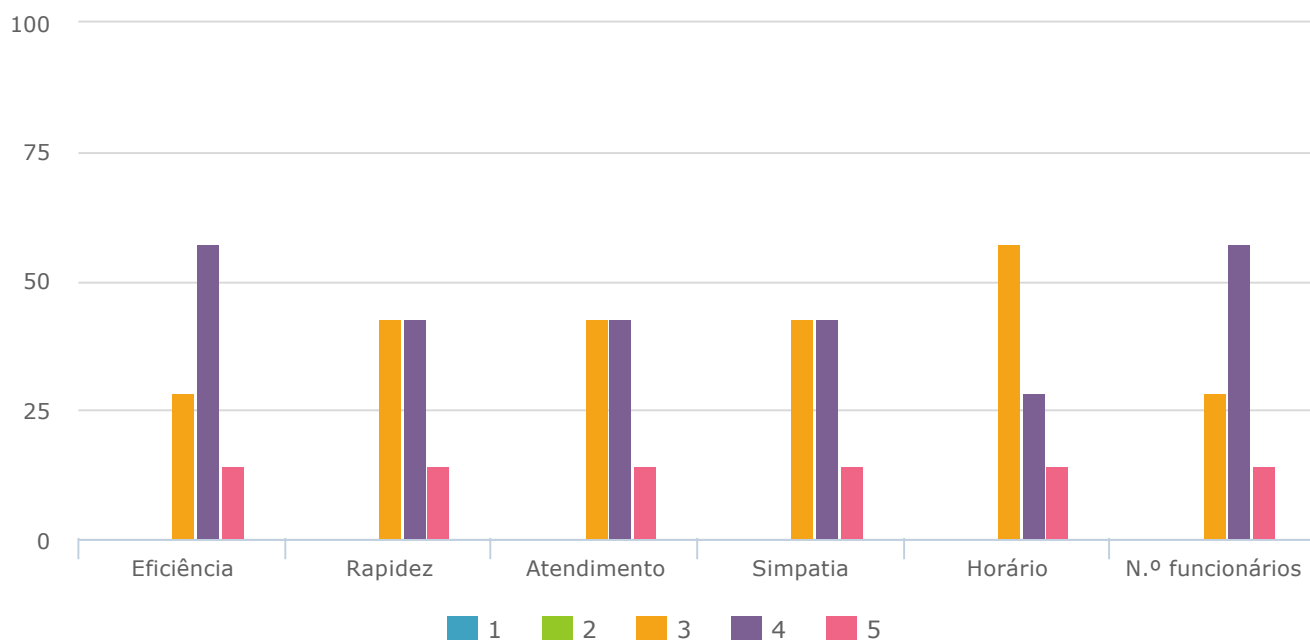


	1	2	3	4	5	Responses
Instalações	0 0.00%	0 0.00%	1 14.29%	3 42.86%	3 42.86%	7
Espaço vs nº alunos	0 0.00%	2 28.57%	3 42.86%	1 14.29%	1 14.29%	7
Mobiliário e equipamentos	0 0.00%	0 0.00%	3 42.86%	3 42.86%	1 14.29%	7
Equipamentos informáticos	0 0.00%	0 0.00%	5 71.43%	1 14.29%	1 14.29%	7
Acesso audiovisuais	0 0.00%	0 0.00%	3 42.86%	3 42.86%	1 14.29%	7
Acesso biblioteca	0 0.00%	2 28.57%	2 28.57%	1 14.29%	2 28.57%	7
Estruturas de apoio	0 0.00%	0 0.00%	3 42.86%	2 28.57%	2 28.57%	7

Total Responses 7

Skipped 5

7. Serviços Acadêmicos.

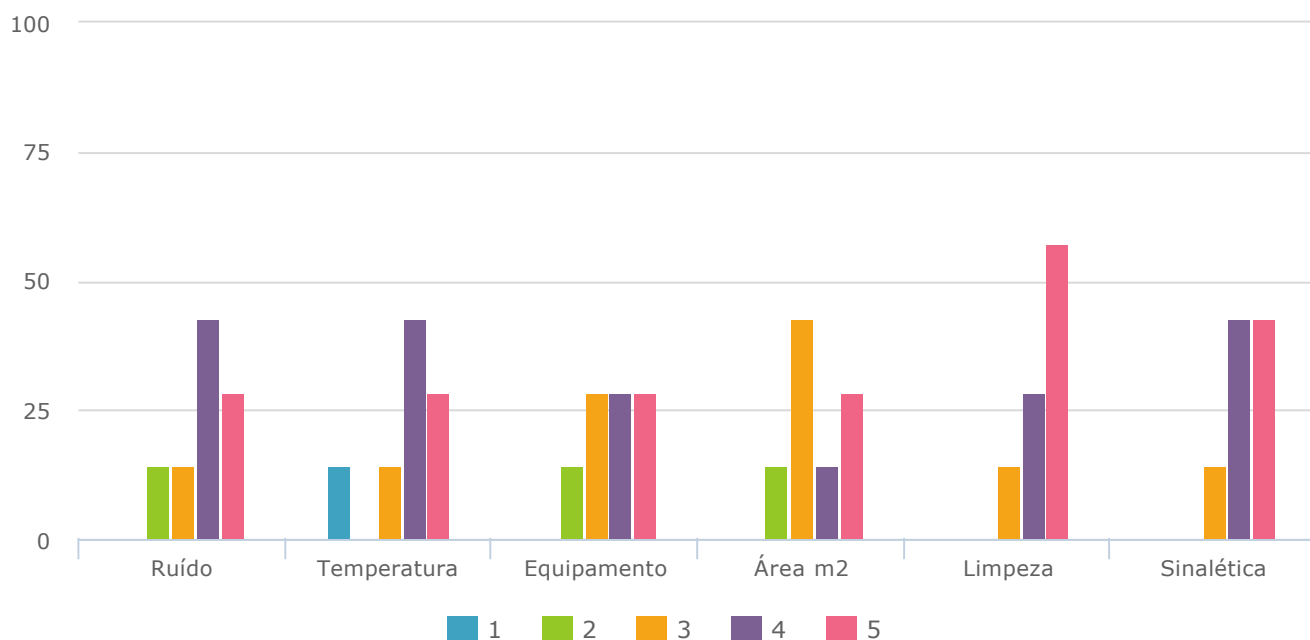


	1	2	3	4	5	Responses
Eficiência	0 0.00%	0 0.00%	2 28.57%	4 57.14%	1 14.29%	7
Rapidez	0 0.00%	0 0.00%	3 42.86%	3 42.86%	1 14.29%	7
Atendimento	0 0.00%	0 0.00%	3 42.86%	3 42.86%	1 14.29%	7
Simpatia	0 0.00%	0 0.00%	3 42.86%	3 42.86%	1 14.29%	7
Horário	0 0.00%	0 0.00%	4 57.14%	2 28.57%	1 14.29%	7
N.º funcionários	0 0.00%	0 0.00%	2 28.57%	4 57.14%	1 14.29%	7

Total Responses 7

Skipped 5

8. Sala de aula.

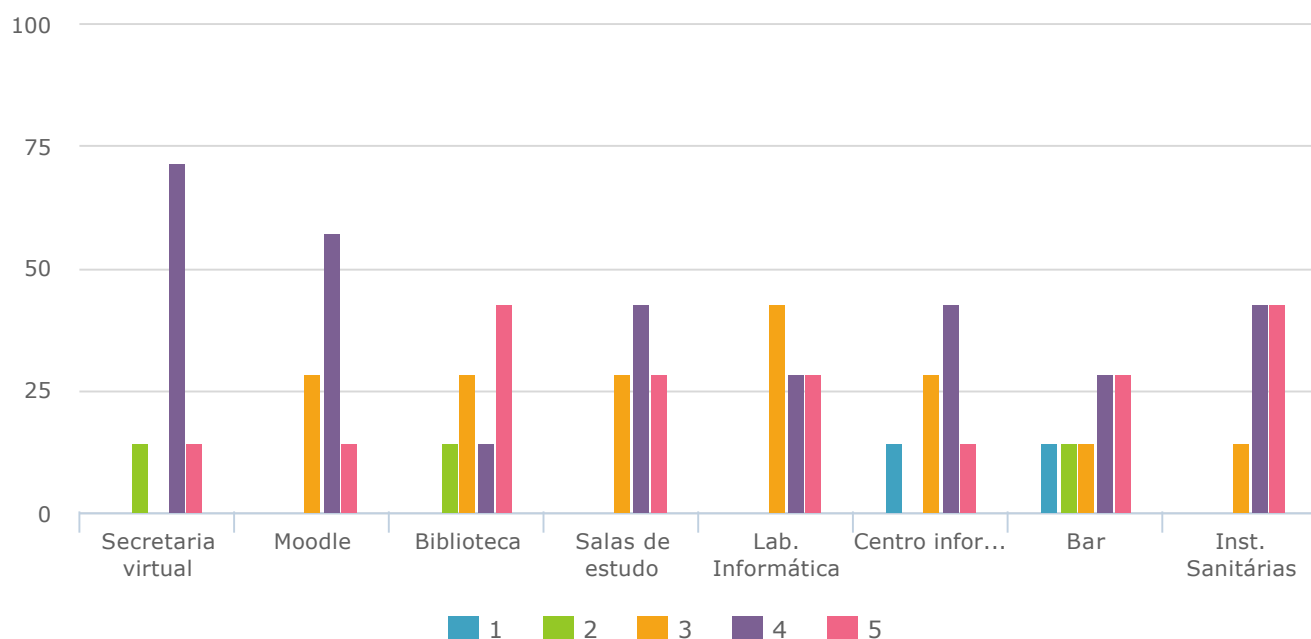


	1	2	3	4	5	Responses
Ruído	0 0.00%	1 14.29%	1 14.29%	3 42.86%	2 28.57%	7
Temperatura	1 14.29%	0 0.00%	1 14.29%	3 42.86%	2 28.57%	7
Equipamento	0 0.00%	1 14.29%	2 28.57%	2 28.57%	2 28.57%	7
Área m2	0 0.00%	1 14.29%	3 42.86%	1 14.29%	2 28.57%	7
Limpeza	0 0.00%	0 0.00%	1 14.29%	2 28.57%	4 57.14%	7
Sinalética	0 0.00%	0 0.00%	1 14.29%	3 42.86%	3 42.86%	7

Total Responses 7

Skipped 5

9. Outros Serviços / Recursos.



	1	2	3	4	5	Responses
Secretaria virtual	0 0.00%	1 14.29%	0 0.00%	5 71.43%	1 14.29%	7
Moodle	0 0.00%	0 0.00%	2 28.57%	4 57.14%	1 14.29%	7
Biblioteca	0 0.00%	1 14.29%	2 28.57%	1 14.29%	3 42.86%	7
Salas de estudo	0 0.00%	0 0.00%	2 28.57%	3 42.86%	2 28.57%	7
Lab. Informática	0 0.00%	0 0.00%	3 42.86%	2 28.57%	2 28.57%	7
Centro informática/Reprografia	1 14.29%	0 0.00%	2 28.57%	3 42.86%	1 14.29%	7
Bar	1 14.29%	1 14.29%	1 14.29%	2 28.57%	2 28.57%	7
Inst. Sanitárias	0 0.00%	0 0.00%	1 14.29%	3 42.86%	3 42.86%	7

Total Responses 7

