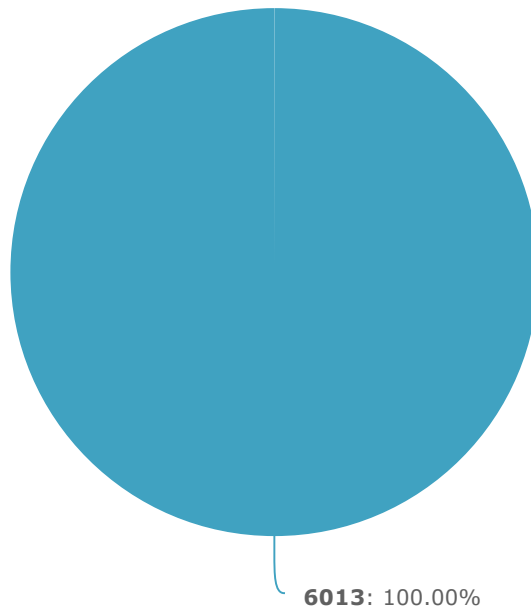


# Summary Report

TESP MDCE - Questionário Pedagógico 22.23

## 1. Código Curso



6013

100.00%



14

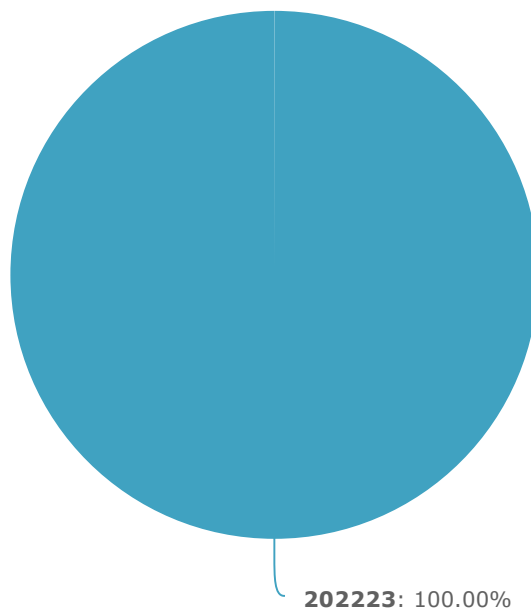
Total Responses

14

Skipped

9

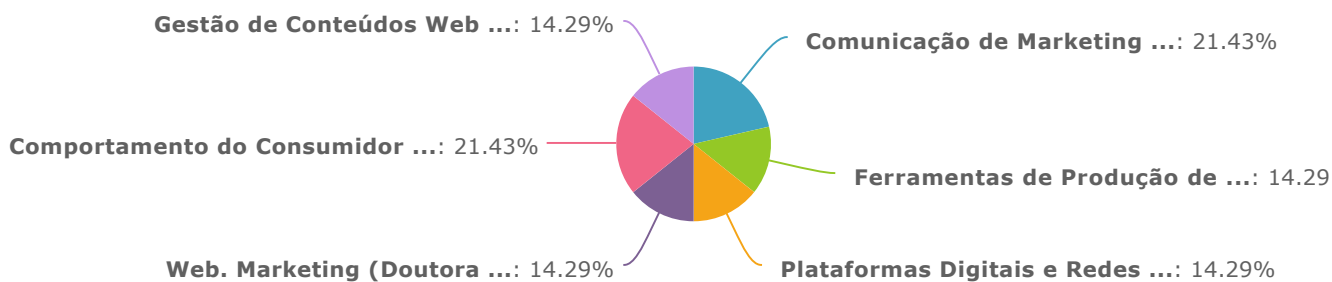
## 2. Ano Letivo



202223	100.00%	<div style="width: 100%; height: 15px; background-color: teal;"></div>	14
Total Responses			14
Skipped			9

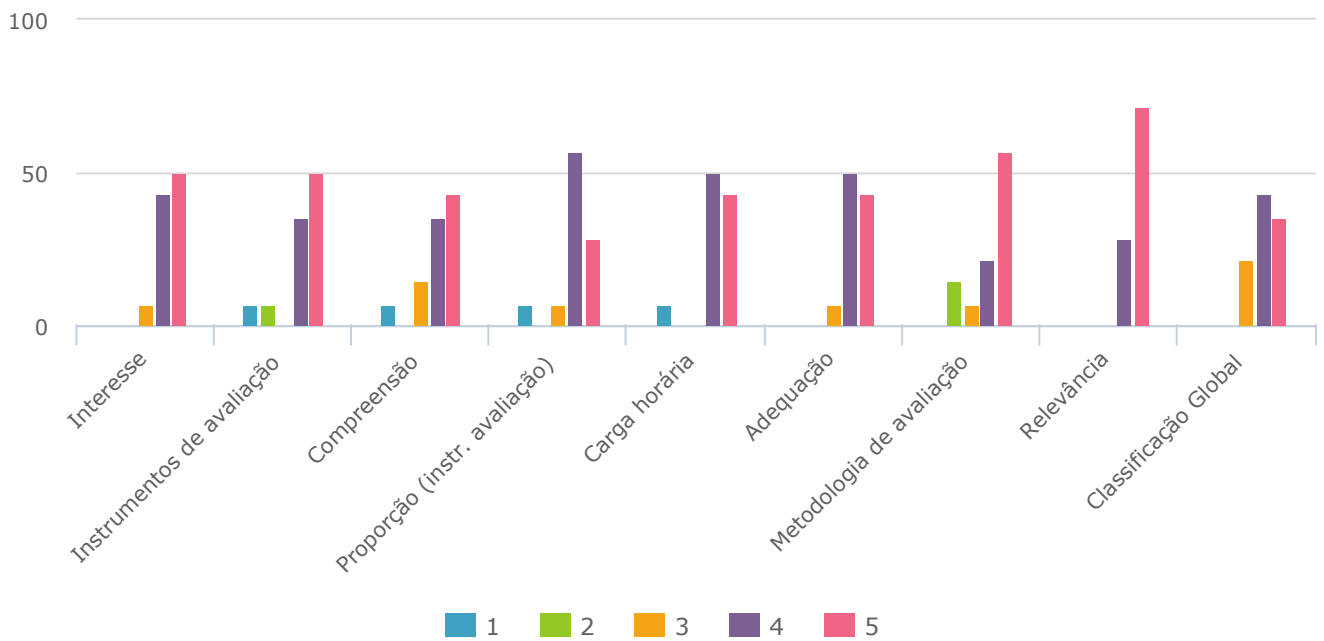
3. Selecione uma UC que tenha frequentado no semestre e o respetivo docente.

**NOTA: Para que o questionário fique completo, deverá entrar no link deste questionário, o número de vezes correspondente ao número de UC que frequentou, a fim de avaliar cada uma delas.**



Comunicação de Marketing	21.43%	3
Ferramentas de Produção de Conteúdos Digitais	14.29%	2
Plataformas Digitais e Redes Sociais	14.29%	2
Web. Marketing	14.29%	2
Comportamento do Consumidor	21.43%	3
Gestão de Conteúdos Web	14.29%	2
Total Responses		14
Skipped		9

**4. Avalie a UC que selecionou nos seguintes pontos.**

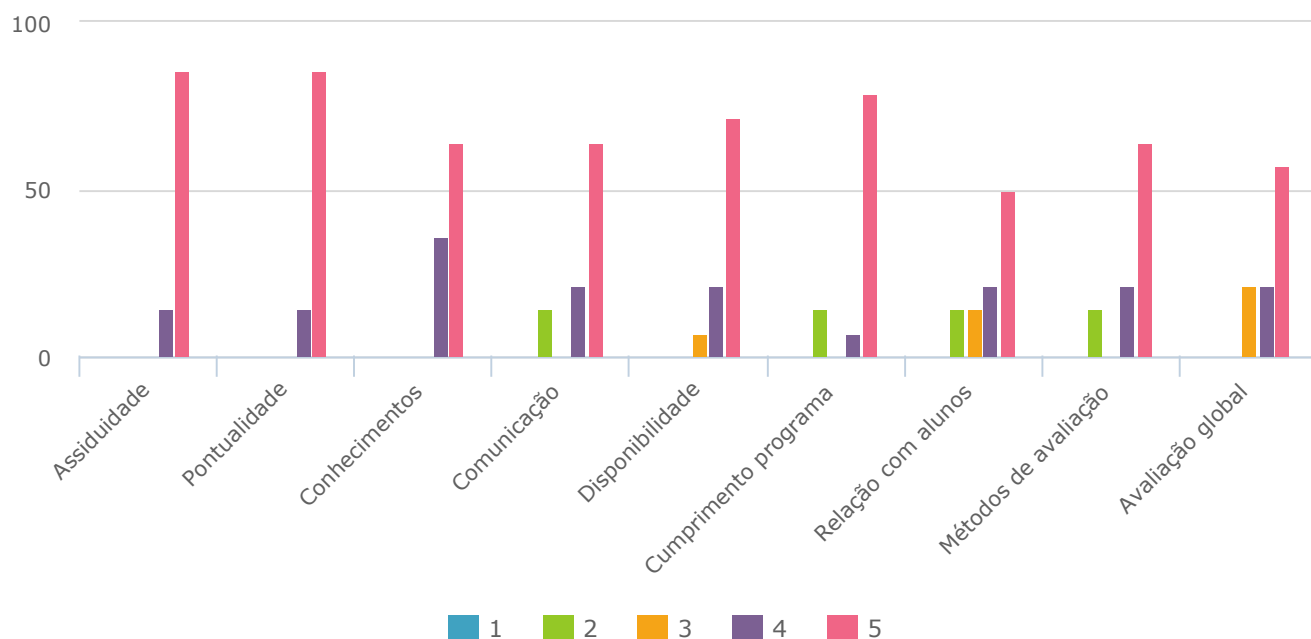


	1	2	3	4	5	Responses
Interesse	0 0.00%	0 0.00%	1 7.14%	6 42.86%	7 50.00%	14
Instrumentos de avaliação	1 7.14%	1 7.14%	0 0.00%	5 35.71%	7 50.00%	14
Compreensão	1 7.14%	0 0.00%	2 14.29%	5 35.71%	6 42.86%	14
Proporção (instr. avaliação)	1 7.14%	0 0.00%	1 7.14%	8 57.14%	4 28.57%	14
Carga horária	1 7.14%	0 0.00%	0 0.00%	7 50.00%	6 42.86%	14
Adequação	0 0.00%	0 0.00%	1 7.14%	7 50.00%	6 42.86%	14
Metodologia de avaliação	0 0.00%	2 14.29%	1 7.14%	3 21.43%	8 57.14%	14
Relevância	0 0.00%	0 0.00%	0 0.00%	4 28.57%	10 71.43%	14
Classificação Global	0 0.00%	0 0.00%	3 21.43%	6 42.86%	5 35.71%	14

Total Responses 14

Skipped 9

## 5. Avalie o/a Docente nos seguintes pontos.



	1	2	3	4	5	Responses
Assiduidade	0 0.00%	0 0.00%	0 0.00%	2 14.29%	12 85.71%	14
Pontualidade	0 0.00%	0 0.00%	0 0.00%	2 14.29%	12 85.71%	14
Conhecimentos	0 0.00%	0 0.00%	0 0.00%	5 35.71%	9 64.29%	14
Comunicação	0 0.00%	2 14.29%	0 0.00%	3 21.43%	9 64.29%	14
Disponibilidade	0 0.00%	0 0.00%	1 7.14%	3 21.43%	10 71.43%	14
Cumprimento programa	0 0.00%	2 14.29%	0 0.00%	1 7.14%	11 78.57%	14
Relação com alunos	0 0.00%	2 14.29%	2 14.29%	3 21.43%	7 50.00%	14
Métodos de avaliação	0 0.00%	2 14.29%	0 0.00%	3 21.43%	9 64.29%	14

Avaliação global

**0**  
0.00%

**0**  
0.00%

**3**  
21.43%

**3**  
21.43%

**8**  
57.14%

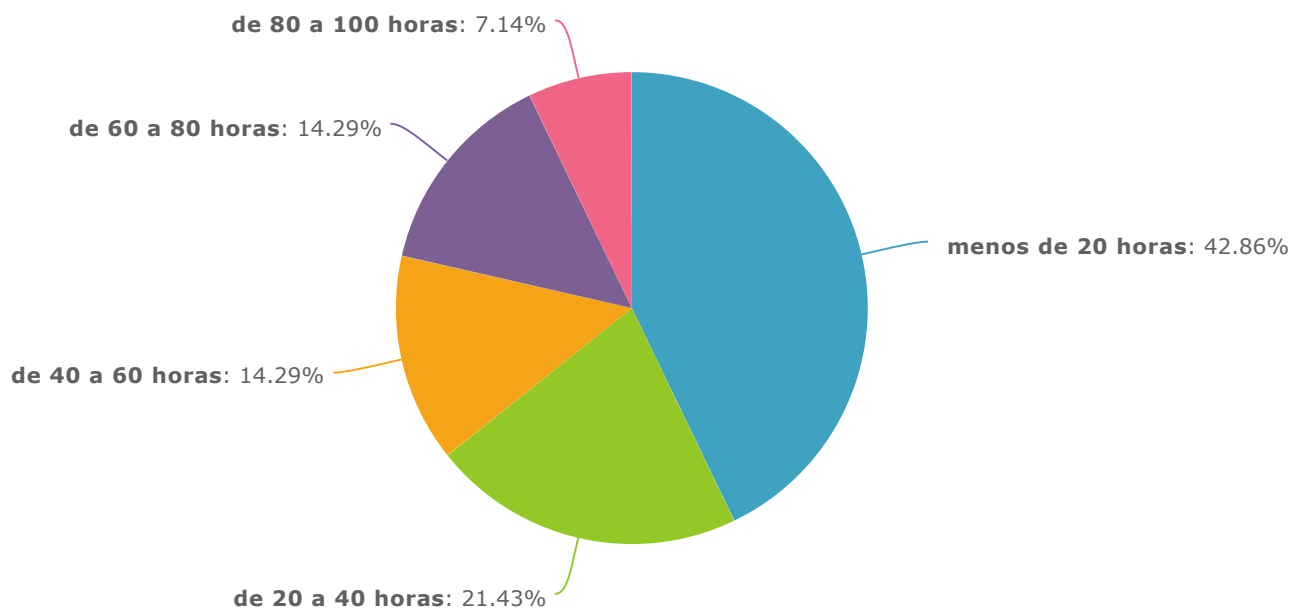
14




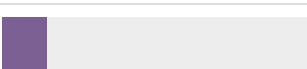

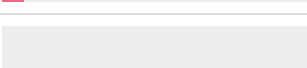
---

Total Responses 14

Skipped 9

## 6. Qual o número de horas dedicadas à unidade curricular fora da sala de aula.



menos de 20 horas	42.86%		6
de 20 a 40 horas	21.43%		3
de 40 a 60 horas	14.29%		2
de 60 a 80 horas	14.29%		2
de 80 a 100 horas	7.14%		1
mais de 100 horas	0.00%		0
Total Responses			14
Skipped			9