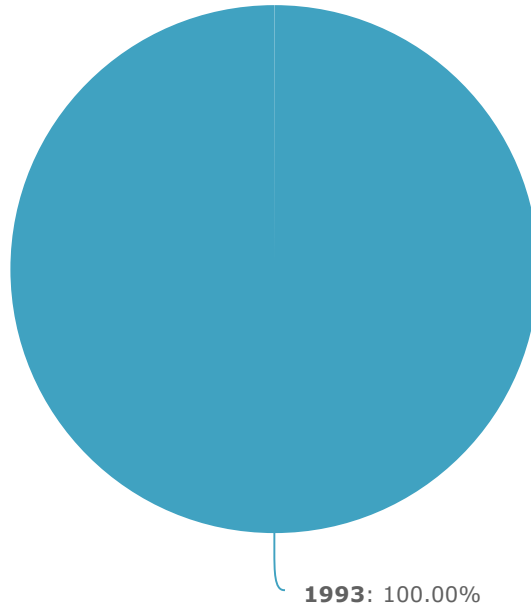


Summary Report

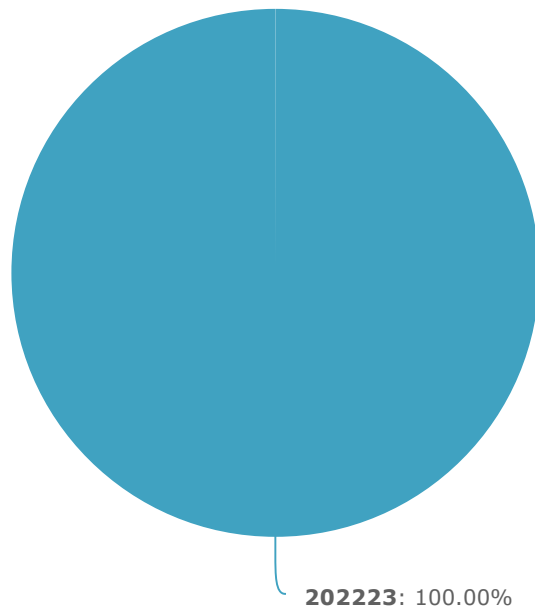
Questionário de Satisfação - TESP GQAS 22.23

1. Código Curso



1993	100.00%	<div style="width: 100%; height: 15px; background-color: teal;"></div>	3
Total Responses			3
Skipped			0

2. Ano Letivo



202223

100.00%



3

Total Responses

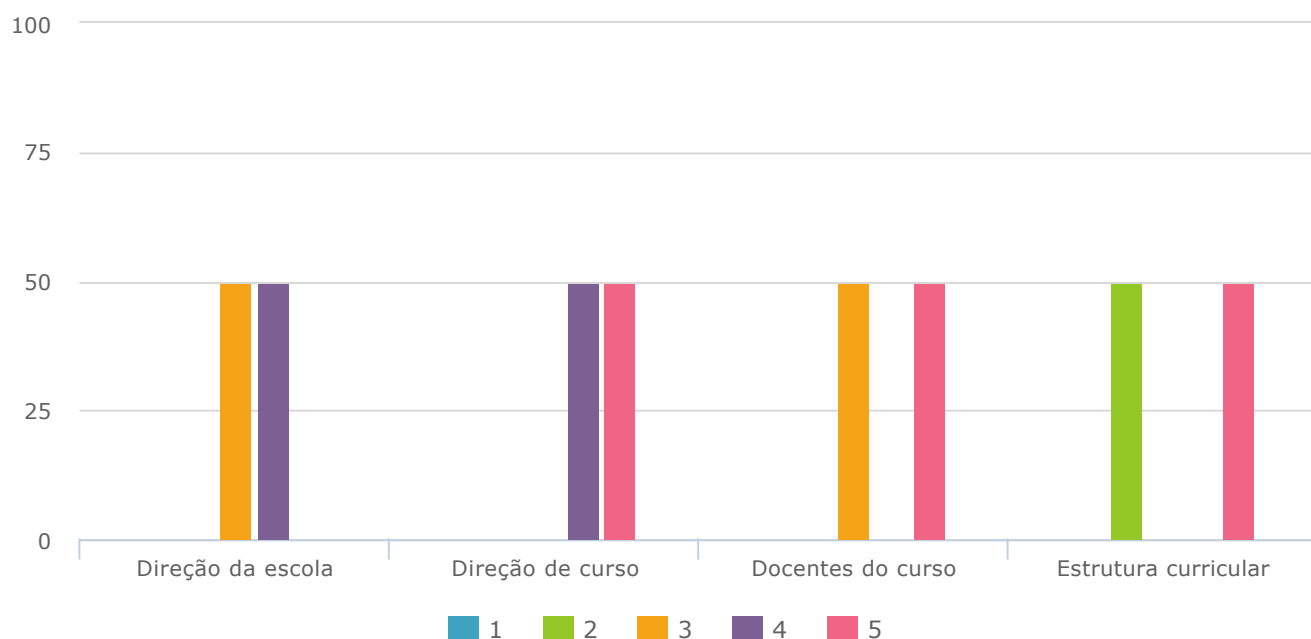
3

Skipped

0

3. Avaliação global do curso.

Faça a sua avaliação global do curso.



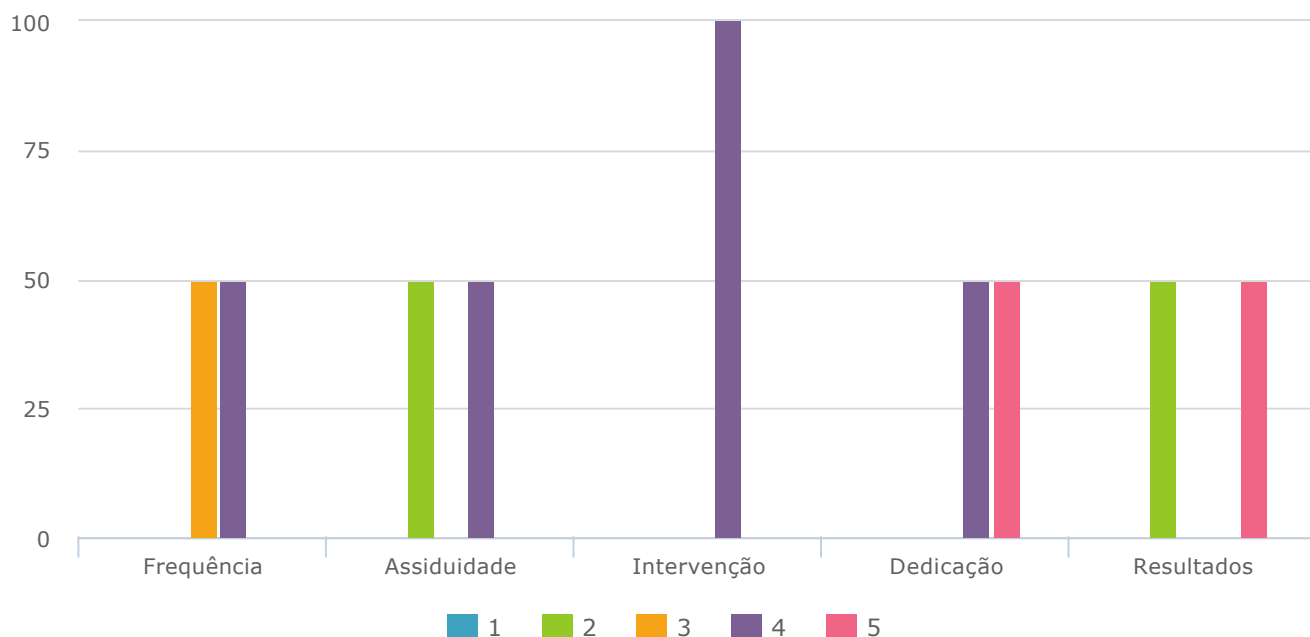
	1	2	3	4	5	Responses
Direção da escola	0 0.00%	0 0.00%	1 50.00%	1 50.00%	0 0.00%	2
Direção de curso	0 0.00%	0 0.00%	0 0.00%	1 50.00%	1 50.00%	2
Docentes do curso	0 0.00%	0 0.00%	1 50.00%	0 0.00%	1 50.00%	2
Estrutura curricular	0 0.00%	1 50.00%	0 0.00%	0 0.00%	1 50.00%	2

Total Responses 2

Skipped 1

4. Auto-avaliação da sua participação no curso.

Avalie a sua participação no curso.

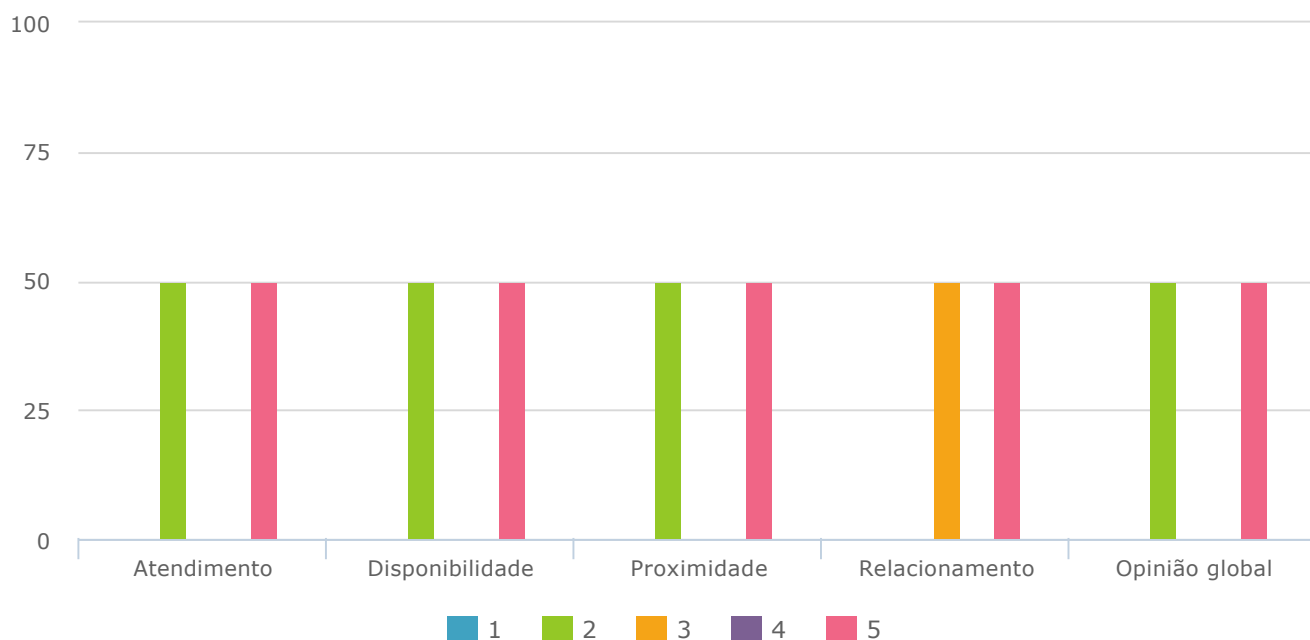


	1	2	3	4	5	Responses
Frequência	0 0.00%	0 0.00%	1 50.00%	1 50.00%	0 0.00%	2
Assiduidade	0 0.00%	1 50.00%	0 0.00%	1 50.00%	0 0.00%	2
Intervenção	0 0.00%	0 0.00%	0 0.00%	2 100.00%	0 0.00%	2
Dedicção	0 0.00%	0 0.00%	0 0.00%	1 50.00%	1 50.00%	2
Resultados	0 0.00%	1 50.00%	0 0.00%	0 0.00%	1 50.00%	2

Total Responses 2

Skipped 1

5. Avalie a Direção do curso.

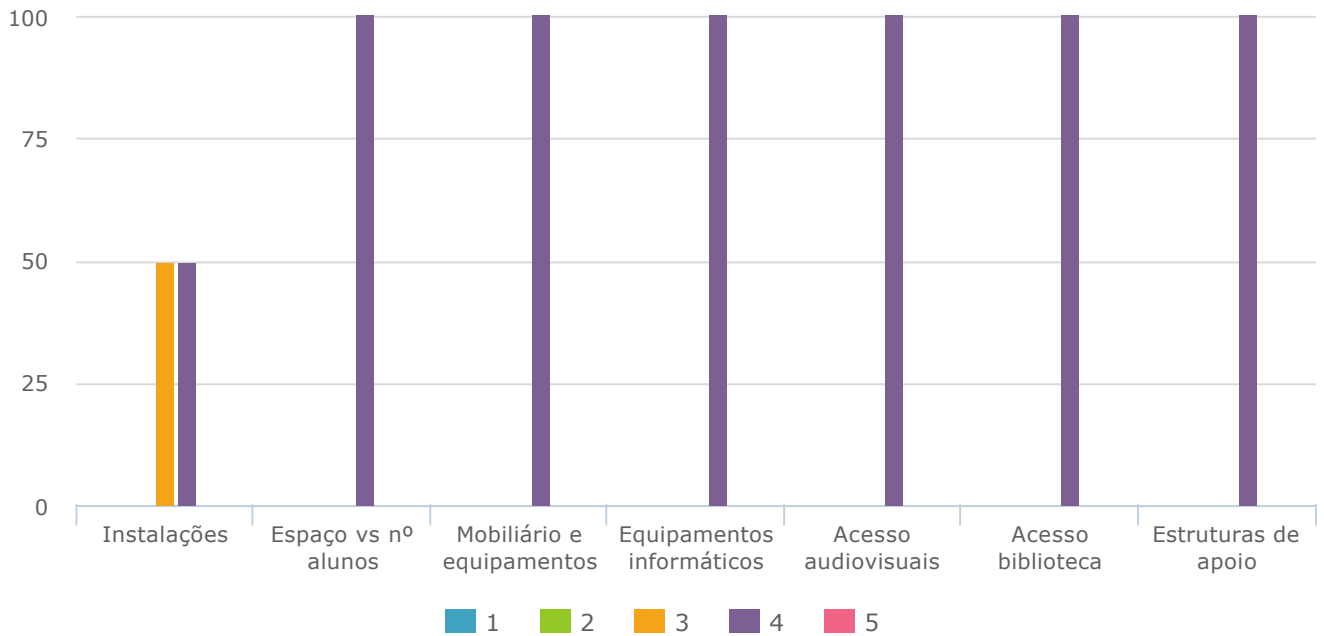


	1	2	3	4	5	Responses
Atendimento	0 0.00%	1 50.00%	0 0.00%	0 0.00%	1 50.00%	2
Disponibilidade	0 0.00%	1 50.00%	0 0.00%	0 0.00%	1 50.00%	2
Proximidade	0 0.00%	1 50.00%	0 0.00%	0 0.00%	1 50.00%	2
Relacionamento	0 0.00%	0 0.00%	1 50.00%	0 0.00%	1 50.00%	2
Opinião global	0 0.00%	1 50.00%	0 0.00%	0 0.00%	1 50.00%	2

Total Responses 2

Skipped 1

6. Avaliação global dos recursos disponíveis.

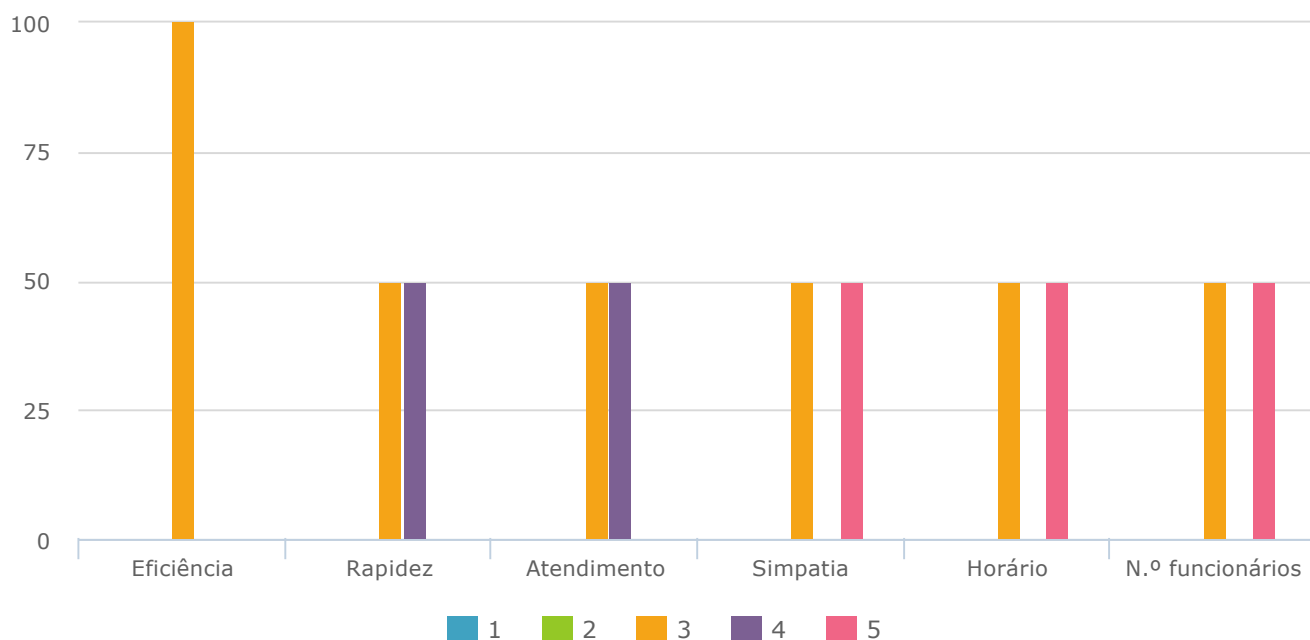


	1	2	3	4	5	Responses
Instalações	0 0.00%	0 0.00%	1 50.00%	1 50.00%	0 0.00%	2
Espaço vs nº alunos	0 0.00%	0 0.00%	0 0.00%	2 100.00%	0 0.00%	2
Mobiliário e equipamentos	0 0.00%	0 0.00%	0 0.00%	2 100.00%	0 0.00%	2
Equipamentos informáticos	0 0.00%	0 0.00%	0 0.00%	2 100.00%	0 0.00%	2
Acesso audiovisuais	0 0.00%	0 0.00%	0 0.00%	2 100.00%	0 0.00%	2
Acesso biblioteca	0 0.00%	0 0.00%	0 0.00%	2 100.00%	0 0.00%	2
Estruturas de apoio	0 0.00%	0 0.00%	0 0.00%	2 100.00%	0 0.00%	2

Total Responses 2

Skipped 1

7. Serviços Acadêmicos.

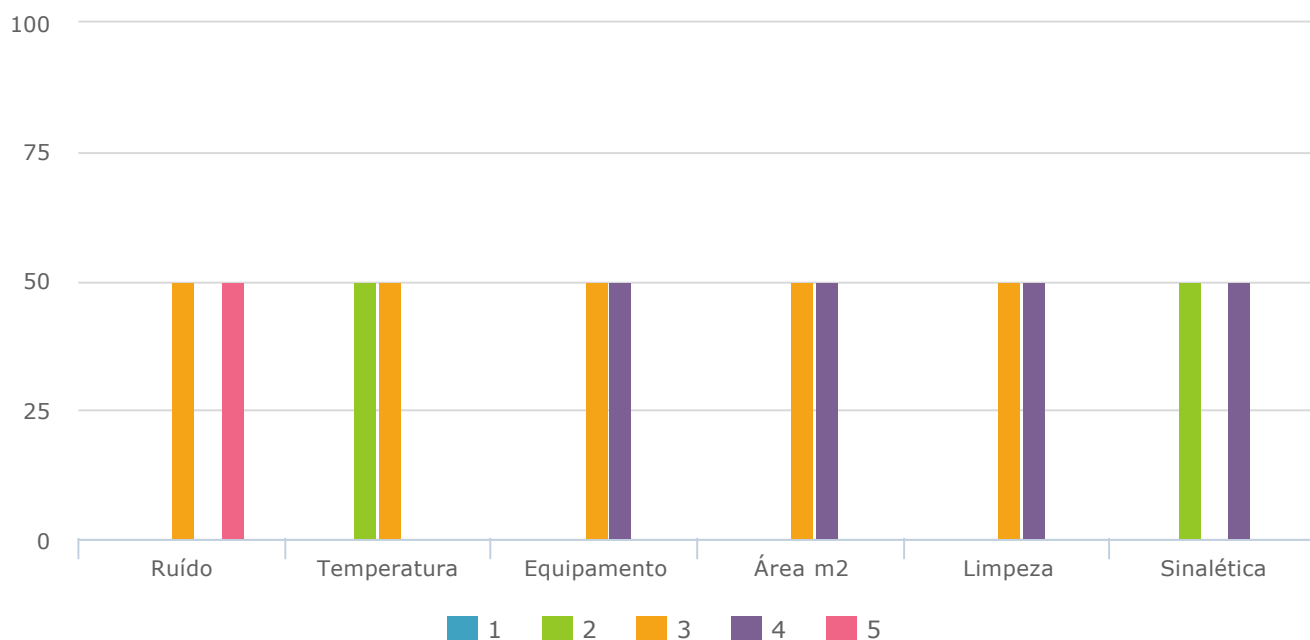


	1	2	3	4	5	Responses
Eficiência	0 0.00%	0 0.00%	2 100.00%	0 0.00%	0 0.00%	2
Rapidez	0 0.00%	0 0.00%	1 50.00%	1 50.00%	0 0.00%	2
Atendimento	0 0.00%	0 0.00%	1 50.00%	1 50.00%	0 0.00%	2
Simpatia	0 0.00%	0 0.00%	1 50.00%	0 0.00%	1 50.00%	2
Horário	0 0.00%	0 0.00%	1 50.00%	0 0.00%	1 50.00%	2
N.º funcionários	0 0.00%	0 0.00%	1 50.00%	0 0.00%	1 50.00%	2

Total Responses 2

Skipped 1

8. Sala de aula.

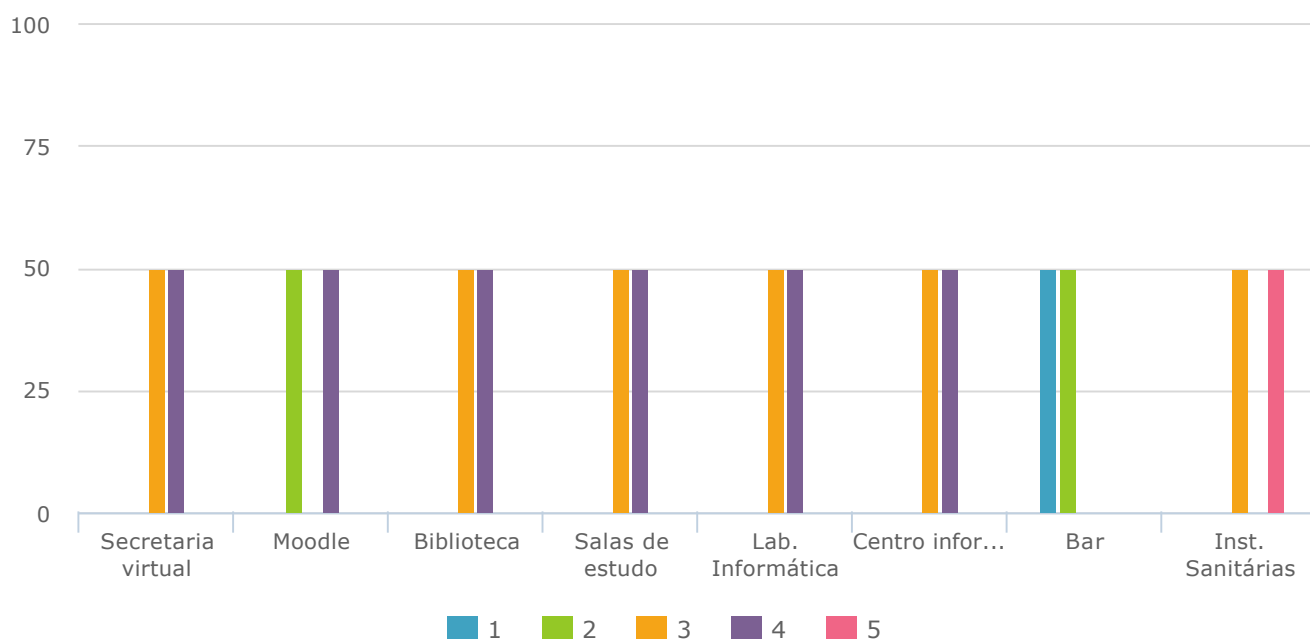


	1	2	3	4	5	Responses
Ruído	0 0.00%	0 0.00%	1 50.00%	0 0.00%	1 50.00%	2
Temperatura	0 0.00%	1 50.00%	1 50.00%	0 0.00%	0 0.00%	2
Equipamento	0 0.00%	0 0.00%	1 50.00%	1 50.00%	0 0.00%	2
Área m2	0 0.00%	0 0.00%	1 50.00%	1 50.00%	0 0.00%	2
Limpeza	0 0.00%	0 0.00%	1 50.00%	1 50.00%	0 0.00%	2
Sinalética	0 0.00%	1 50.00%	0 0.00%	1 50.00%	0 0.00%	2

Total Responses 2

Skipped 1

9. Outros Serviços / Recursos.



	1	2	3	4	5	Responses
Secretaria virtual	0 0.00%	0 0.00%	1 50.00%	1 50.00%	0 0.00%	2
Moodle	0 0.00%	1 50.00%	0 0.00%	1 50.00%	0 0.00%	2
Biblioteca	0 0.00%	0 0.00%	1 50.00%	1 50.00%	0 0.00%	2
Salas de estudo	0 0.00%	0 0.00%	1 50.00%	1 50.00%	0 0.00%	2
Lab. Informática	0 0.00%	0 0.00%	1 50.00%	1 50.00%	0 0.00%	2
Centro informática/Reprografia	0 0.00%	0 0.00%	1 50.00%	1 50.00%	0 0.00%	2
Bar	1 50.00%	1 50.00%	0 0.00%	0 0.00%	0 0.00%	2
Inst. Sanitárias	0 0.00%	0 0.00%	1 50.00%	0 0.00%	1 50.00%	2

Total Responses 2

