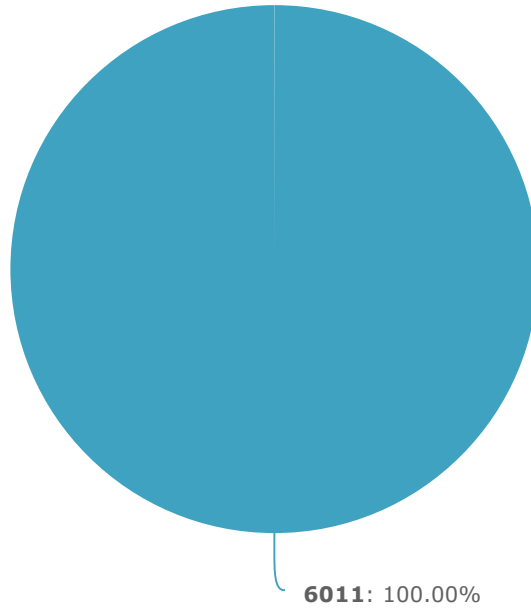


Summary Report

Questionário de Satisfação - TESP GPME 22.23

1. Código Curso



6011

100.00%



2

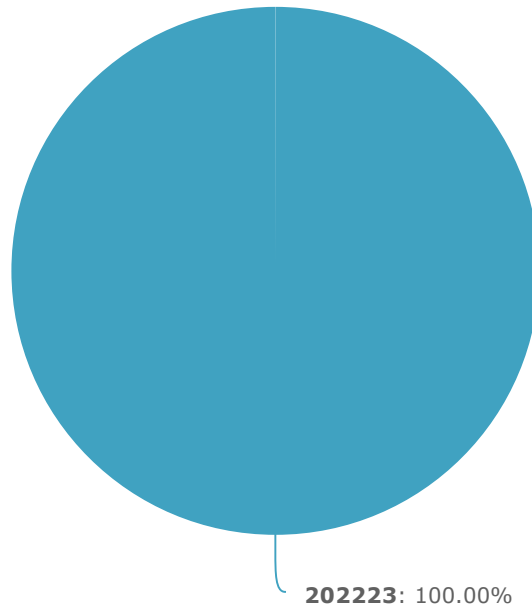
Total Responses

2

Skipped

0

2. Ano Letivo



202223

100.00%



2

Total Responses

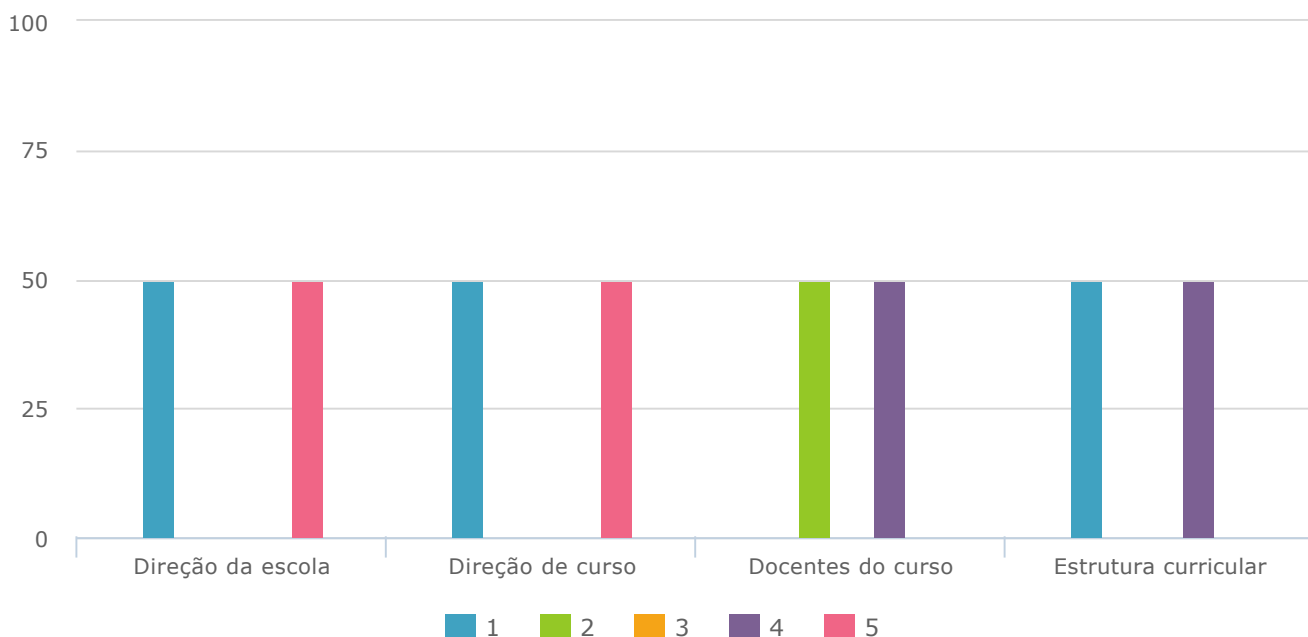
2

Skipped

0

3. Avaliação global do curso.

Faça a sua avaliação global do curso.



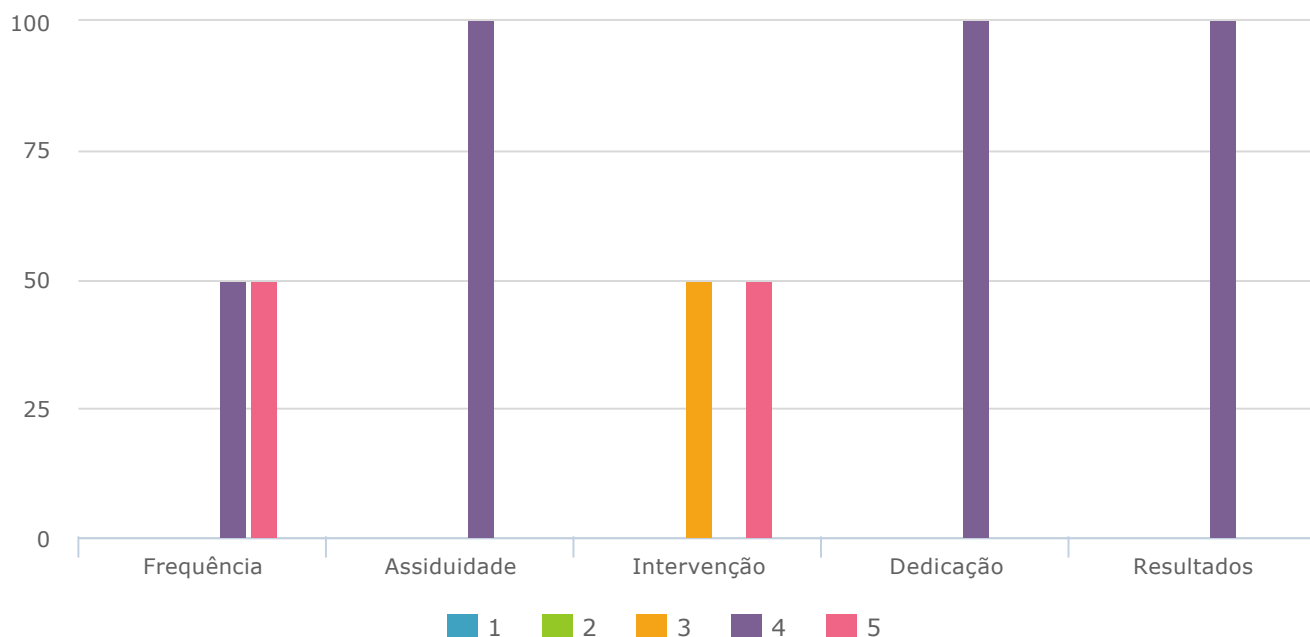
	1	2	3	4	5	Responses
Direção da escola	1 50.00%	0 0.00%	0 0.00%	0 0.00%	1 50.00%	2
Direção de curso	1 50.00%	0 0.00%	0 0.00%	0 0.00%	1 50.00%	2
Docentes do curso	0 0.00%	1 50.00%	0 0.00%	1 50.00%	0 0.00%	2
Estrutura curricular	1 50.00%	0 0.00%	0 0.00%	1 50.00%	0 0.00%	2

Total Responses 2

Skipped 0

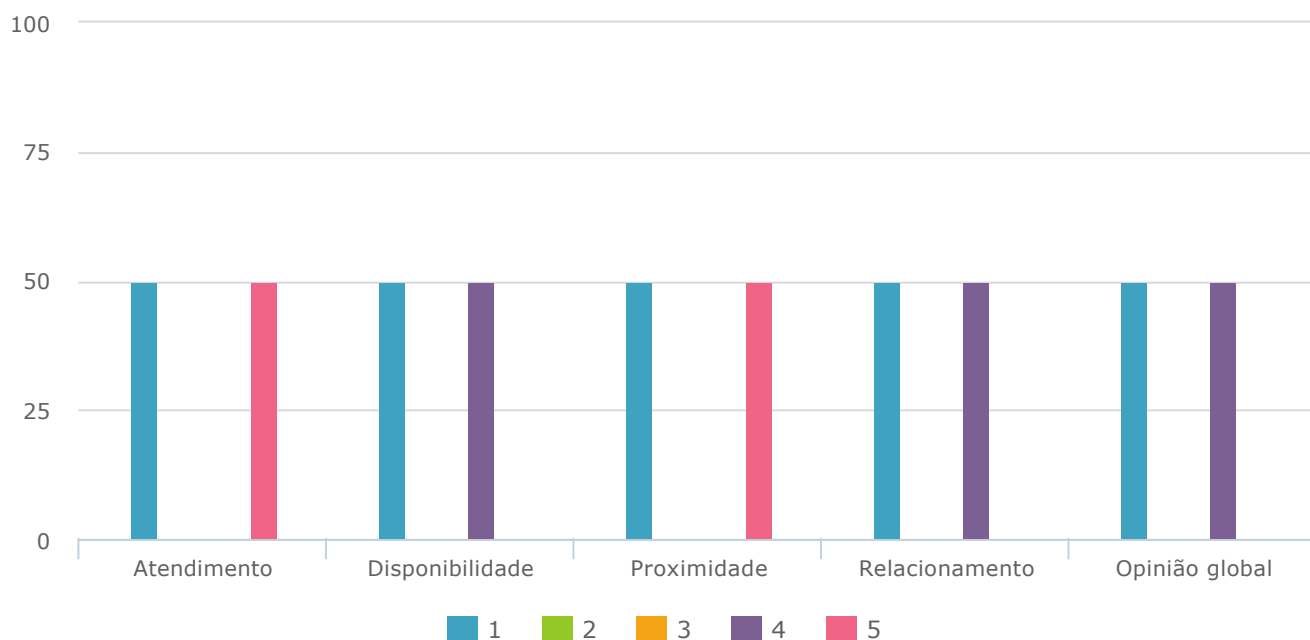
4. Auto-avaliação da sua participação no curso.

Avalie a sua participação no curso.



	1	2	3	4	5	Responses
Frequência	0 0.00%	0 0.00%	0 0.00%	1 50.00%	1 50.00%	2
Assiduidade	0 0.00%	0 0.00%	0 0.00%	2 100.00%	0 0.00%	2
Intervenção	0 0.00%	0 0.00%	1 50.00%	0 0.00%	1 50.00%	2
Dedicção	0 0.00%	0 0.00%	0 0.00%	2 100.00%	0 0.00%	2
Resultados	0 0.00%	0 0.00%	0 0.00%	2 100.00%	0 0.00%	2
Total Responses						2
Skipped						0

5. Avalie a Direção do curso.

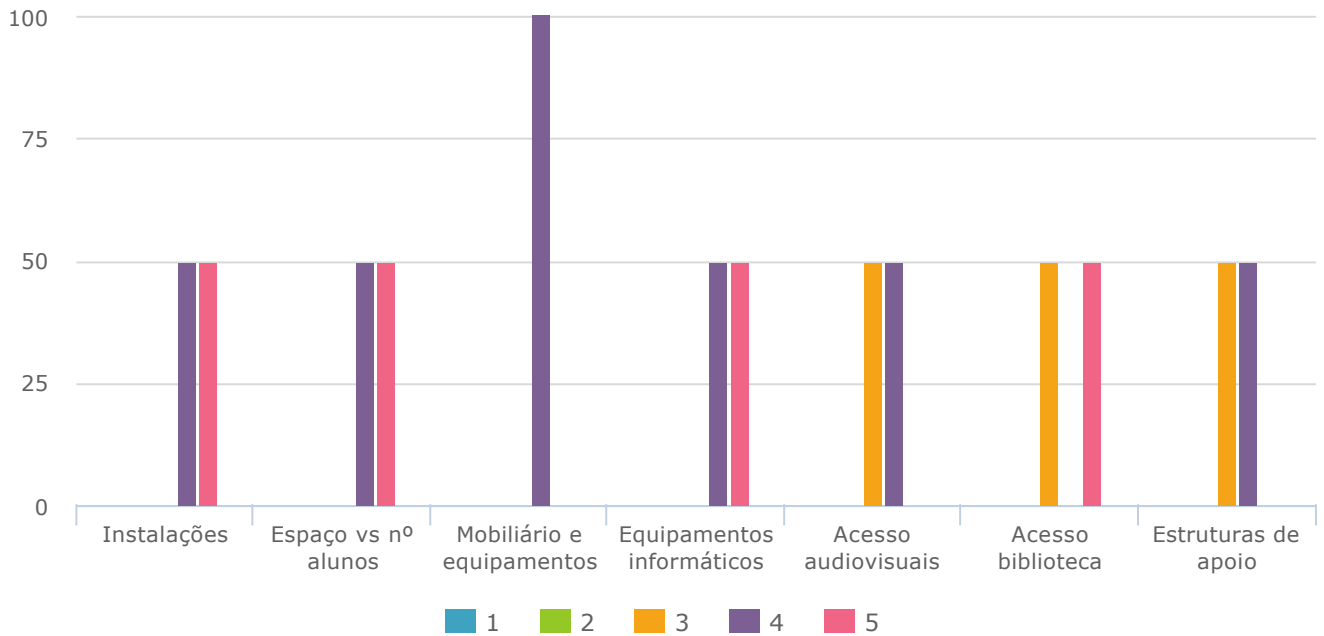


	1	2	3	4	5	Responses
Atendimento	1 50.00%	0 0.00%	0 0.00%	0 0.00%	1 50.00%	2
Disponibilidade	1 50.00%	0 0.00%	0 0.00%	1 50.00%	0 0.00%	2
Proximidade	1 50.00%	0 0.00%	0 0.00%	0 0.00%	1 50.00%	2
Relacionamento	1 50.00%	0 0.00%	0 0.00%	1 50.00%	0 0.00%	2
Opinião global	1 50.00%	0 0.00%	0 0.00%	1 50.00%	0 0.00%	2

Total Responses 2

Skipped 0

6. Avaliação global dos recursos disponíveis.

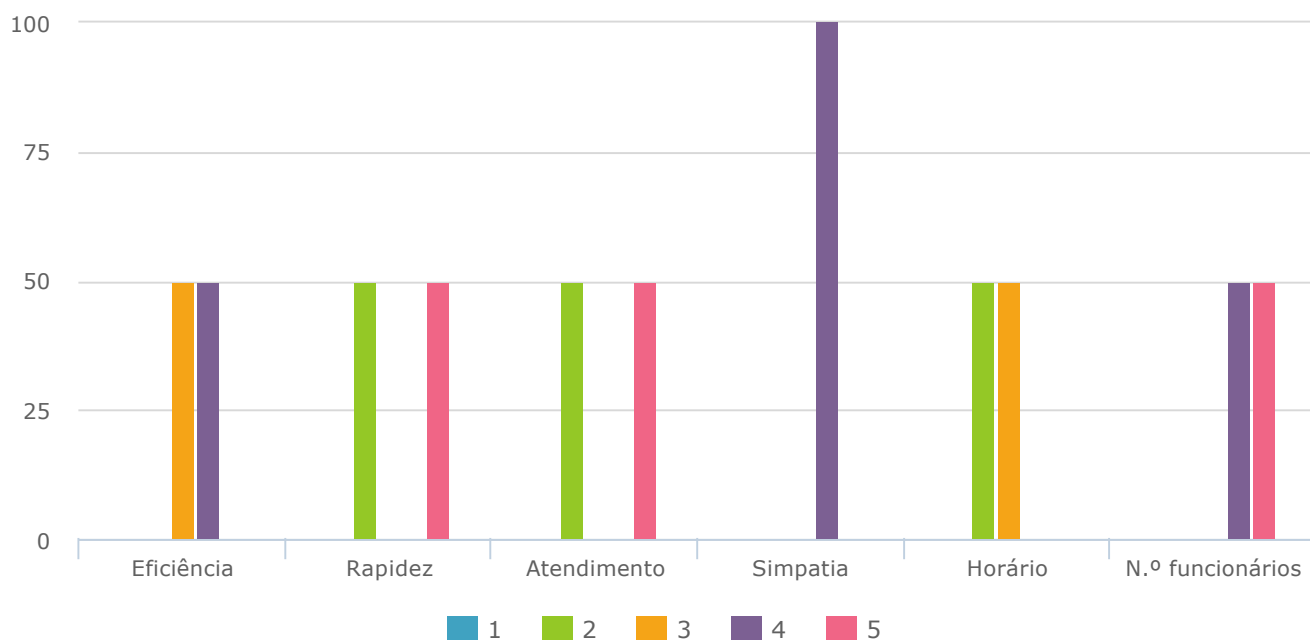


	1	2	3	4	5	Responses
Instalações	0 0.00%	0 0.00%	0 0.00%	1 50.00%	1 50.00%	2
Espaço vs nº alunos	0 0.00%	0 0.00%	0 0.00%	1 50.00%	1 50.00%	2
Mobiliário e equipamentos	0 0.00%	0 0.00%	0 0.00%	2 100.00%	0 0.00%	2
Equipamentos informáticos	0 0.00%	0 0.00%	0 0.00%	1 50.00%	1 50.00%	2
Acesso audiovisuais	0 0.00%	0 0.00%	1 50.00%	1 50.00%	0 0.00%	2
Acesso biblioteca	0 0.00%	0 0.00%	1 50.00%	0 0.00%	1 50.00%	2
Estruturas de apoio	0 0.00%	0 0.00%	1 50.00%	1 50.00%	0 0.00%	2

Total Responses 2

Skipped 0

7. Serviços Acadêmicos.

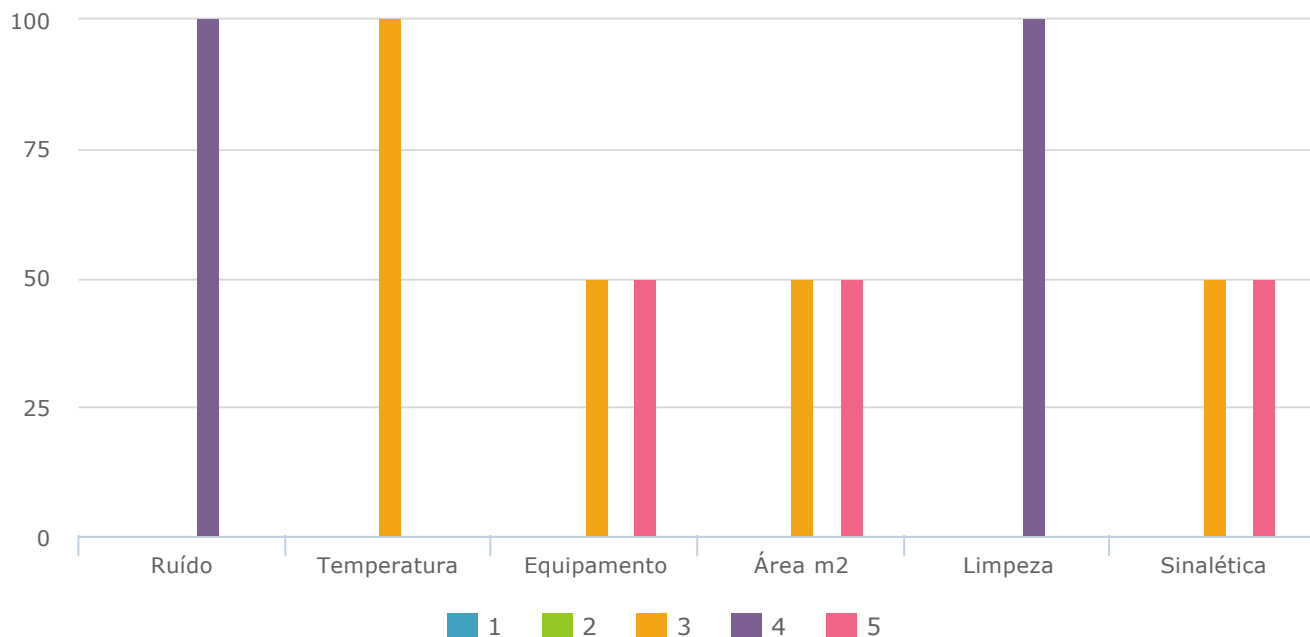


	1	2	3	4	5	Responses
Eficiência	0 0.00%	0 0.00%	1 50.00%	1 50.00%	0 0.00%	2
Rapidez	0 0.00%	1 50.00%	0 0.00%	0 0.00%	1 50.00%	2
Atendimento	0 0.00%	1 50.00%	0 0.00%	0 0.00%	1 50.00%	2
Simpatia	0 0.00%	0 0.00%	0 0.00%	2 100.00%	0 0.00%	2
Horário	0 0.00%	1 50.00%	1 50.00%	0 0.00%	0 0.00%	2
N.º funcionários	0 0.00%	0 0.00%	0 0.00%	1 50.00%	1 50.00%	2

Total Responses 2

Skipped 0

8. Sala de aula.

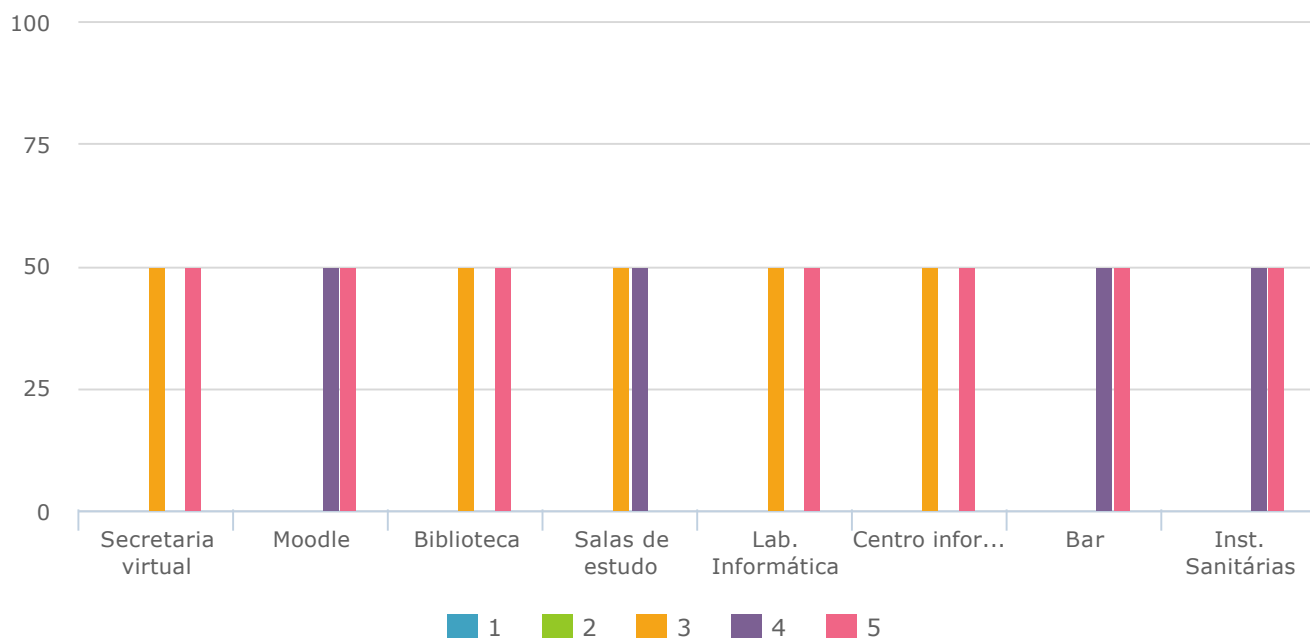


	1	2	3	4	5	Responses
Ruído	0 0.00%	0 0.00%	0 0.00%	2 100.00%	0 0.00%	2
Temperatura	0 0.00%	0 0.00%	2 100.00%	0 0.00%	0 0.00%	2
Equipamento	0 0.00%	0 0.00%	1 50.00%	0 0.00%	1 50.00%	2
Área m2	0 0.00%	0 0.00%	1 50.00%	0 0.00%	1 50.00%	2
Limpeza	0 0.00%	0 0.00%	0 0.00%	2 100.00%	0 0.00%	2
Sinalética	0 0.00%	0 0.00%	1 50.00%	0 0.00%	1 50.00%	2

Total Responses 2

Skipped 0

9. Outros Serviços / Recursos.



	1	2	3	4	5	Responses
Secretaria virtual	0 0.00%	0 0.00%	1 50.00%	0 0.00%	1 50.00%	2
Moodle	0 0.00%	0 0.00%	0 0.00%	1 50.00%	1 50.00%	2
Biblioteca	0 0.00%	0 0.00%	1 50.00%	0 0.00%	1 50.00%	2
Salas de estudo	0 0.00%	0 0.00%	1 50.00%	1 50.00%	0 0.00%	2
Lab. Informática	0 0.00%	0 0.00%	1 50.00%	0 0.00%	1 50.00%	2
Centro informática/Reprografia	0 0.00%	0 0.00%	1 50.00%	0 0.00%	1 50.00%	2
Bar	0 0.00%	0 0.00%	0 0.00%	1 50.00%	1 50.00%	2
Inst. Sanitárias	0 0.00%	0 0.00%	0 0.00%	1 50.00%	1 50.00%	2

Total Responses 2

