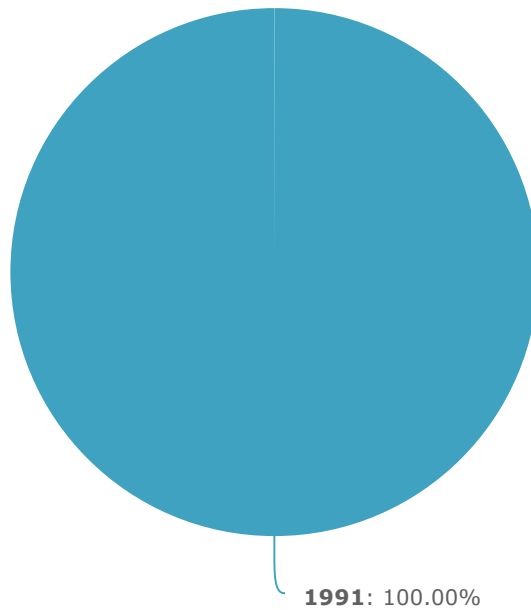


Summary Report

Questionário de Satisfação - TESP GCV 22.23

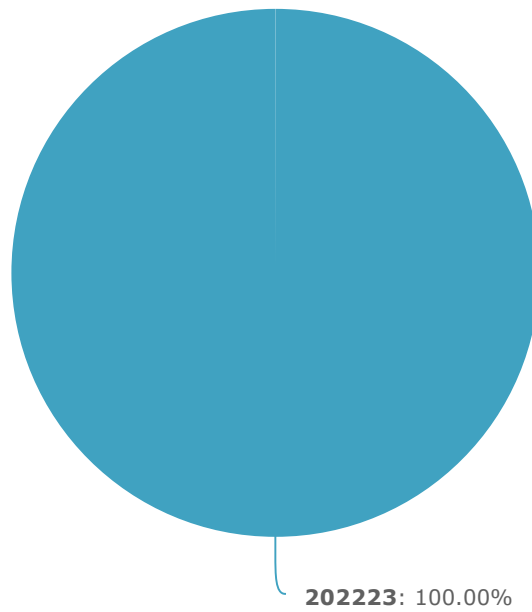
1. Código Curso



1991: 100.00%

1991	100.00%	<div style="width: 100%; height: 15px; background-color: #00838f;"></div>	2
Total Responses			2
Skipped			1

2. Ano Letivo



202223

100.00%



2

Total Responses

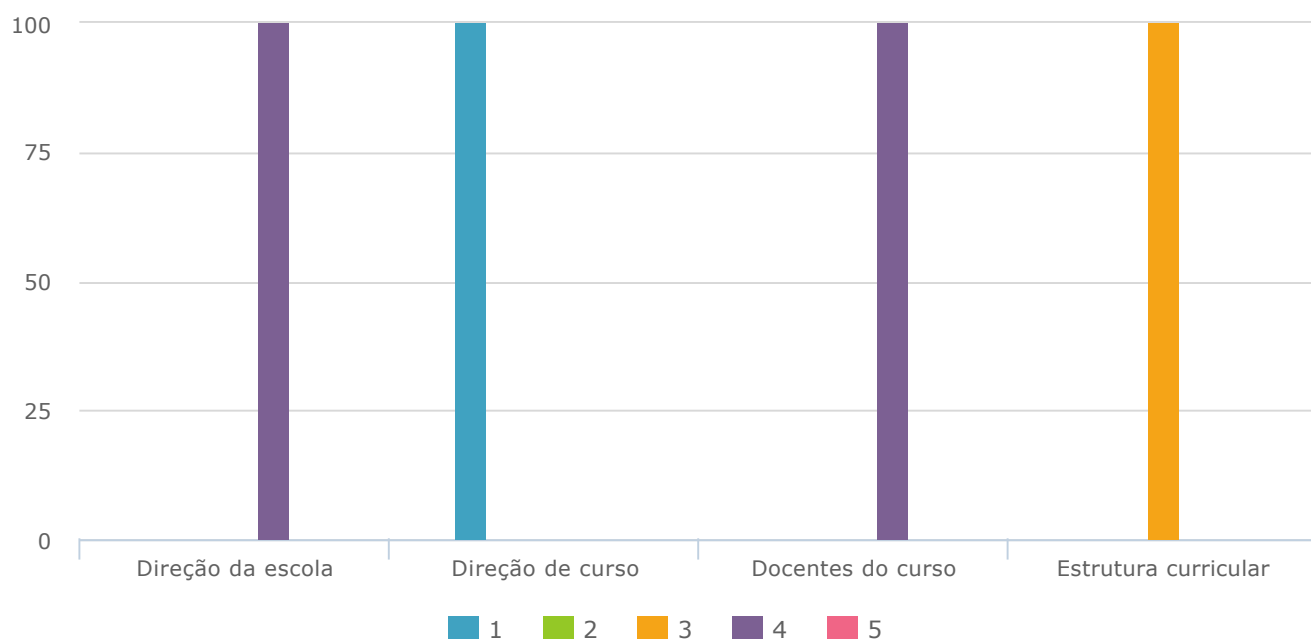
2

Skipped

1

3. Avaliação global do curso.

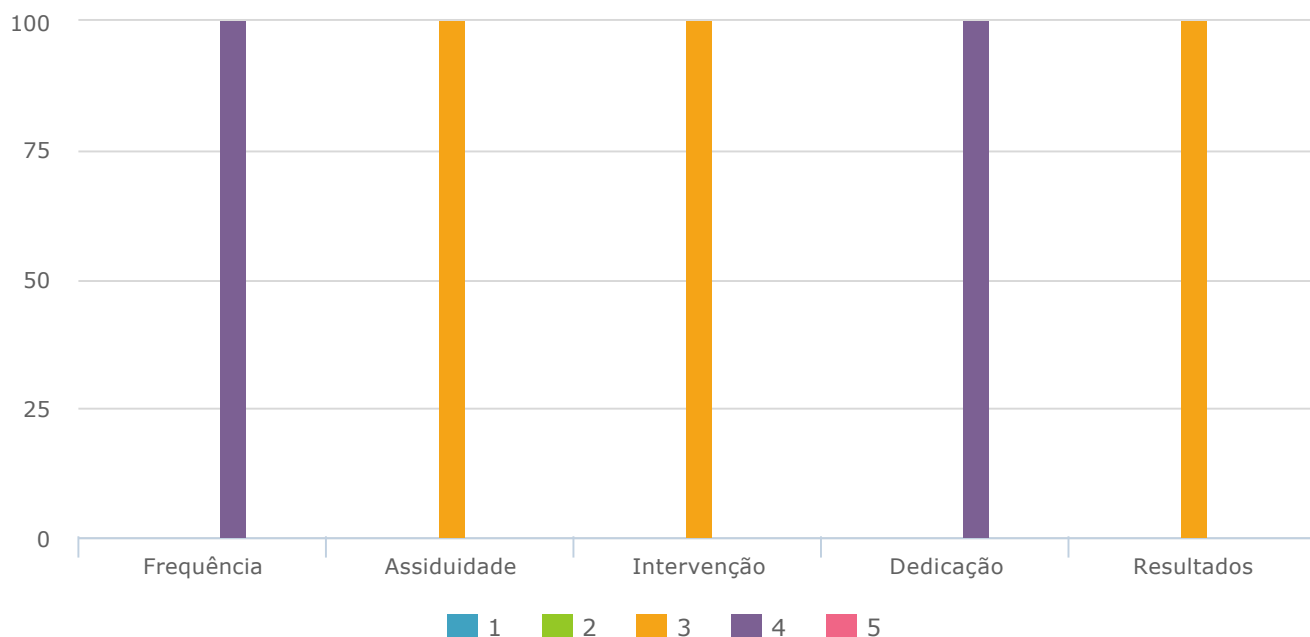
Faça a sua avaliação global do curso.



	1	2	3	4	5	Responses
Direção da escola	0 0.00%	0 0.00%	0 0.00%	1 100.00%	0 0.00%	1
Direção de curso	1 100.00%	0 0.00%	0 0.00%	0 0.00%	0 0.00%	1
Docentes do curso	0 0.00%	0 0.00%	0 0.00%	1 100.00%	0 0.00%	1
Estrutura curricular	0 0.00%	0 0.00%	1 100.00%	0 0.00%	0 0.00%	1
Total Responses						1
Skipped						2

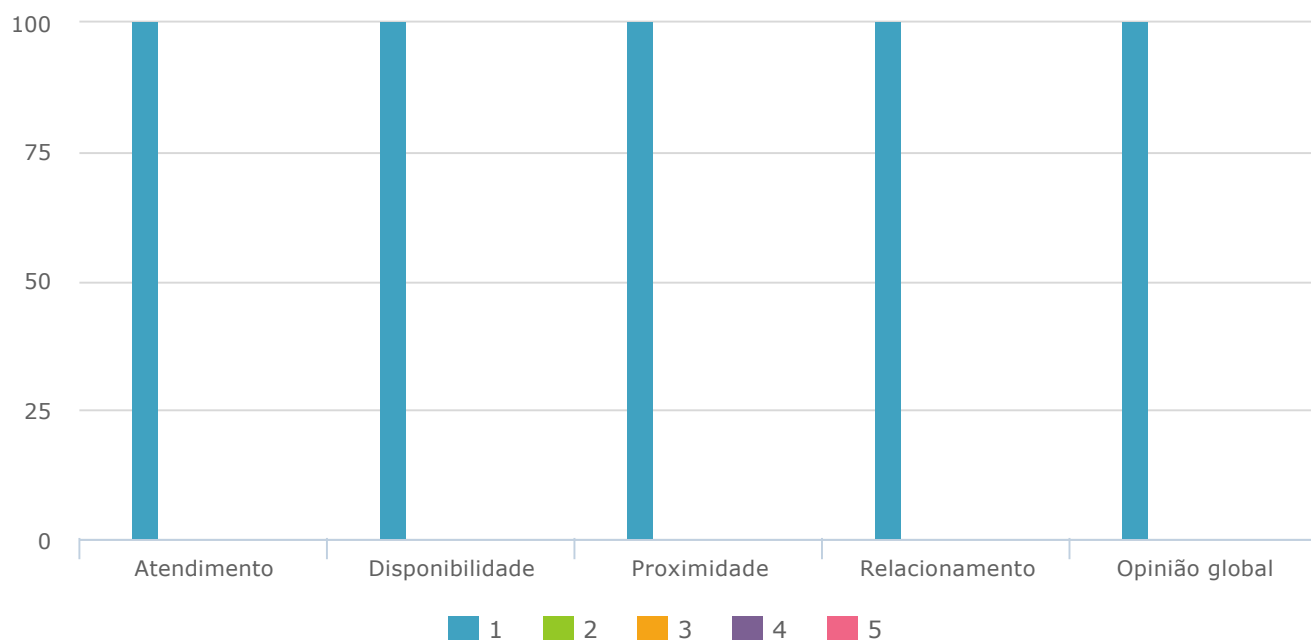
4. Auto-avaliação da sua participação no curso.

Avalie a sua participação no curso.



	1	2	3	4	5	Responses
Frequência	0 0.00%	0 0.00%	0 0.00%	1 100.00%	0 0.00%	1
Assiduidade	0 0.00%	0 0.00%	1 100.00%	0 0.00%	0 0.00%	1
Intervenção	0 0.00%	0 0.00%	1 100.00%	0 0.00%	0 0.00%	1
Dedicção	0 0.00%	0 0.00%	0 0.00%	1 100.00%	0 0.00%	1
Resultados	0 0.00%	0 0.00%	1 100.00%	0 0.00%	0 0.00%	1
Total Responses						1
Skipped						2

5. Avalie a Direção do curso.

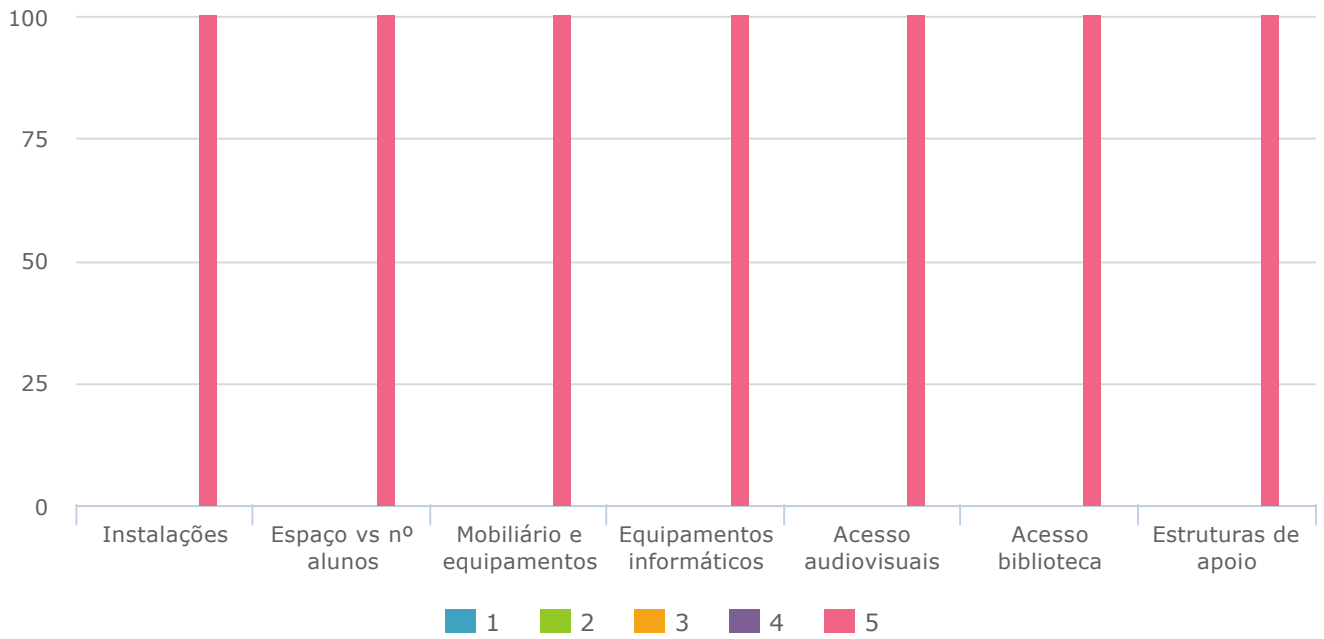


	1	2	3	4	5	Responses
Atendimento	1 100.00%	0 0.00%	0 0.00%	0 0.00%	0 0.00%	1
Disponibilidade	1 100.00%	0 0.00%	0 0.00%	0 0.00%	0 0.00%	1
Proximidade	1 100.00%	0 0.00%	0 0.00%	0 0.00%	0 0.00%	1
Relacionamento	1 100.00%	0 0.00%	0 0.00%	0 0.00%	0 0.00%	1
Opinião global	1 100.00%	0 0.00%	0 0.00%	0 0.00%	0 0.00%	1

Total Responses 1

Skipped 2

6. Avaliação global dos recursos disponíveis.

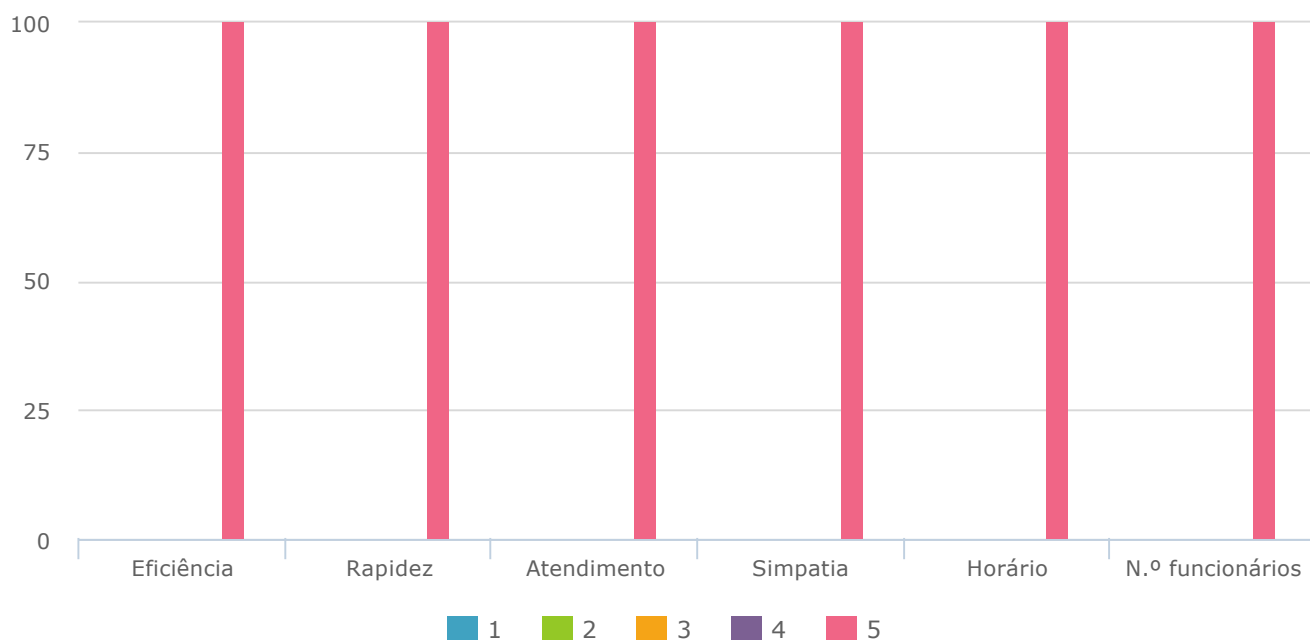


	1	2	3	4	5	Responses
Instalações	0 0.00%	0 0.00%	0 0.00%	0 0.00%	1 100.00%	1
Espaço vs nº alunos	0 0.00%	0 0.00%	0 0.00%	0 0.00%	1 100.00%	1
Mobiliário e equipamentos	0 0.00%	0 0.00%	0 0.00%	0 0.00%	1 100.00%	1
Equipamentos informáticos	0 0.00%	0 0.00%	0 0.00%	0 0.00%	1 100.00%	1
Acesso audiovisuais	0 0.00%	0 0.00%	0 0.00%	0 0.00%	1 100.00%	1
Acesso biblioteca	0 0.00%	0 0.00%	0 0.00%	0 0.00%	1 100.00%	1
Estruturas de apoio	0 0.00%	0 0.00%	0 0.00%	0 0.00%	1 100.00%	1

Total Responses 1

Skipped 2

7. Serviços Acadêmicos.

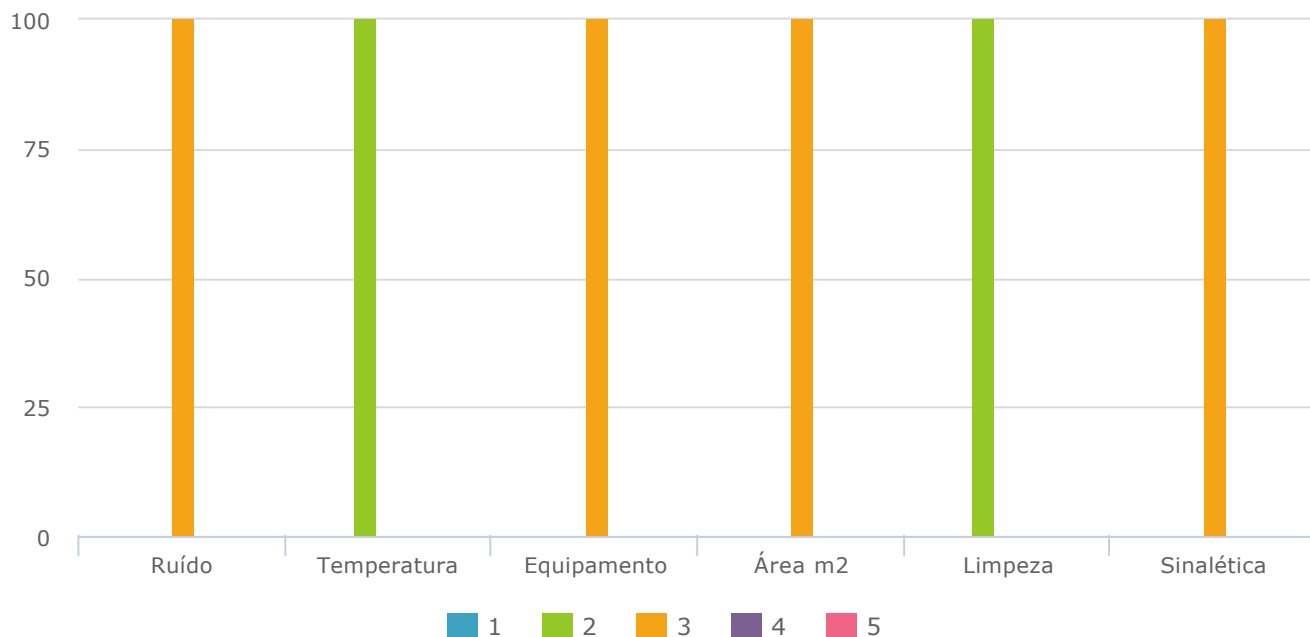


	1	2	3	4	5	Responses
Eficiência	0 0.00%	0 0.00%	0 0.00%	0 0.00%	1 100.00%	1
Rapidez	0 0.00%	0 0.00%	0 0.00%	0 0.00%	1 100.00%	1
Atendimento	0 0.00%	0 0.00%	0 0.00%	0 0.00%	1 100.00%	1
Simpatia	0 0.00%	0 0.00%	0 0.00%	0 0.00%	1 100.00%	1
Horário	0 0.00%	0 0.00%	0 0.00%	0 0.00%	1 100.00%	1
N.º funcionários	0 0.00%	0 0.00%	0 0.00%	0 0.00%	1 100.00%	1

Total Responses 1

Skipped 2

8. Sala de aula.

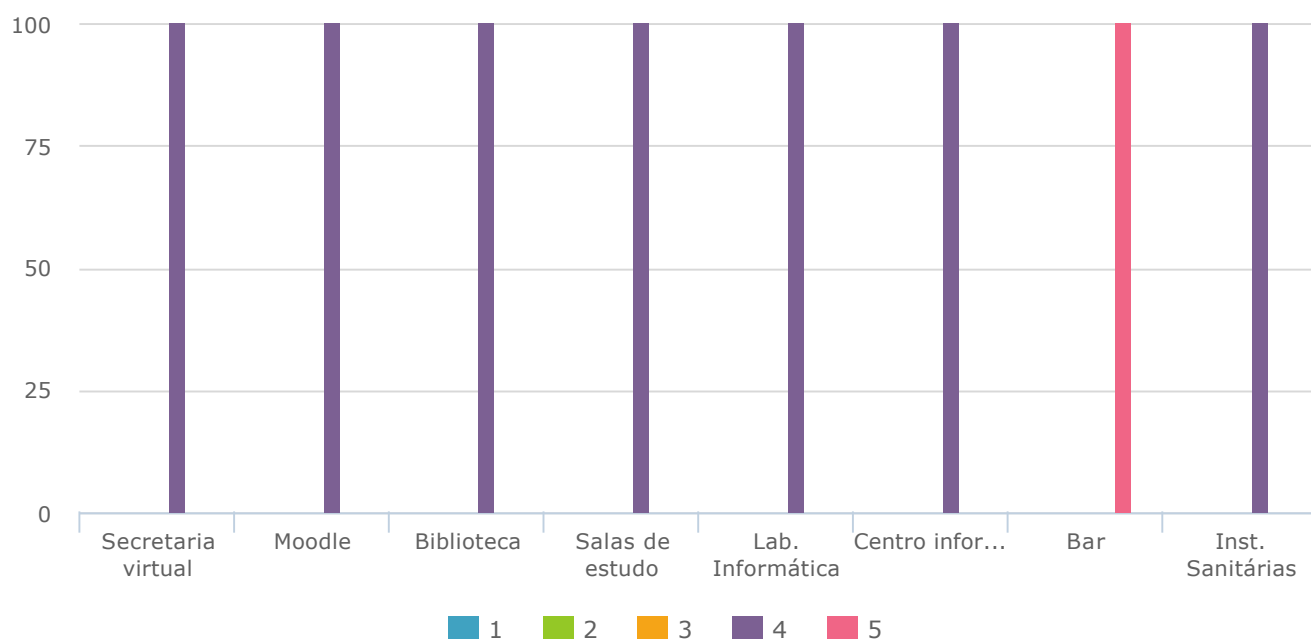


	1	2	3	4	5	Responses
Ruído	0 0.00%	0 0.00%	1 100.00%	0 0.00%	0 0.00%	1
Temperatura	0 0.00%	1 100.00%	0 0.00%	0 0.00%	0 0.00%	1
Equipamento	0 0.00%	0 0.00%	1 100.00%	0 0.00%	0 0.00%	1
Área m2	0 0.00%	0 0.00%	1 100.00%	0 0.00%	0 0.00%	1
Limpeza	0 0.00%	1 100.00%	0 0.00%	0 0.00%	0 0.00%	1
Sinalética	0 0.00%	0 0.00%	1 100.00%	0 0.00%	0 0.00%	1

Total Responses 1

Skipped 2

9. Outros Serviços / Recursos.



	1	2	3	4	5	Responses
Secretaria virtual	0 0.00%	0 0.00%	0 0.00%	1 100.00%	0 0.00%	1
Moodle	0 0.00%	0 0.00%	0 0.00%	1 100.00%	0 0.00%	1
Biblioteca	0 0.00%	0 0.00%	0 0.00%	1 100.00%	0 0.00%	1
Salas de estudo	0 0.00%	0 0.00%	0 0.00%	1 100.00%	0 0.00%	1
Lab. Informática	0 0.00%	0 0.00%	0 0.00%	1 100.00%	0 0.00%	1
Centro informática/Reprografia	0 0.00%	0 0.00%	0 0.00%	1 100.00%	0 0.00%	1
Bar	0 0.00%	0 0.00%	0 0.00%	0 0.00%	1 100.00%	1
Inst. Sanitárias	0 0.00%	0 0.00%	0 0.00%	1 100.00%	0 0.00%	1

Total Responses 1

