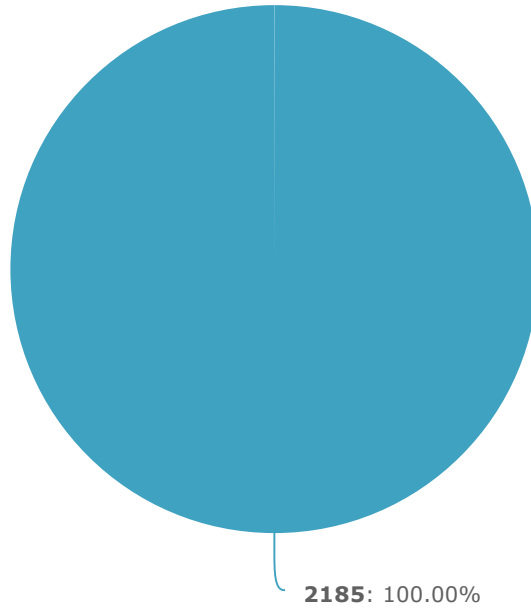


Summary Report

Questionário de Satisfação - TESP GARH 22.23

1. Código Curso



2185

100.00%



22

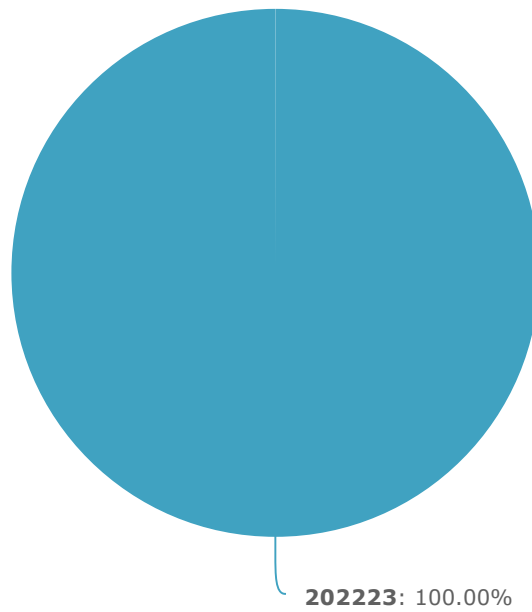
Total Responses

22

Skipped

5

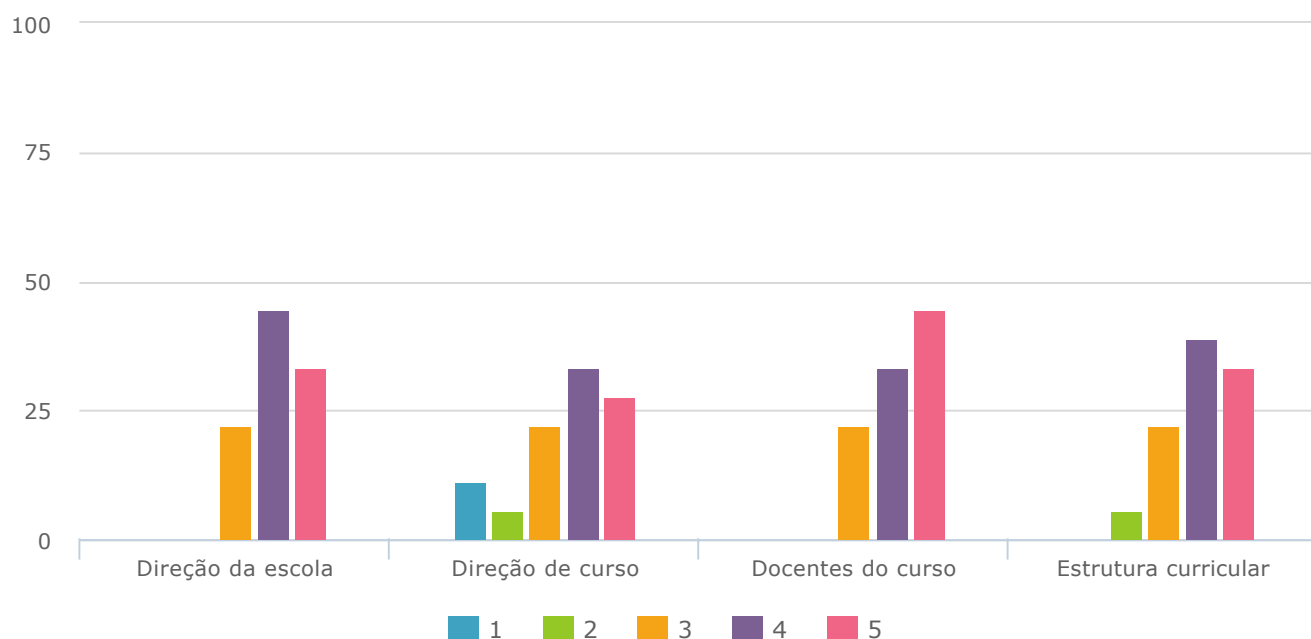
2. Ano Letivo



202223	100.00%	<div style="width: 100%; height: 15px; background-color: teal;"></div>	22
Total Responses			22
Skipped			5

3. Avaliação global do curso.

Faça a sua avaliação global do curso.



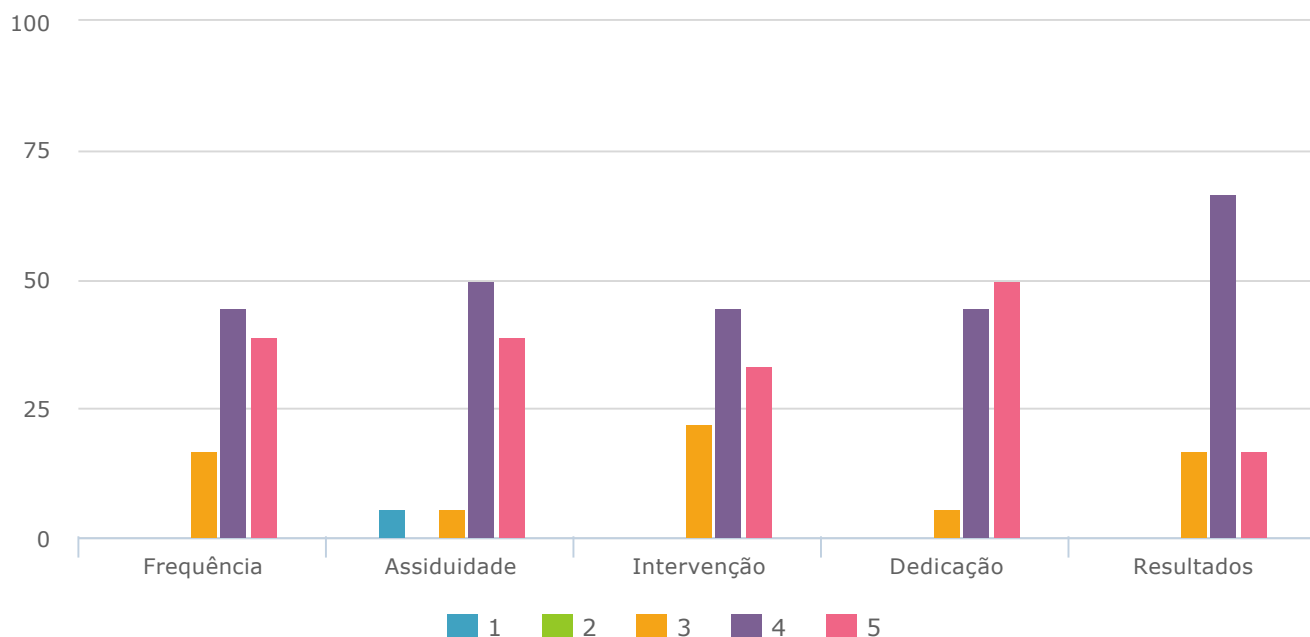
	1	2	3	4	5	Responses
Direção da escola	0 0.00%	0 0.00%	4 22.22%	8 44.44%	6 33.33%	18
Direção de curso	2 11.11%	1 5.56%	4 22.22%	6 33.33%	5 27.78%	18
Docentes do curso	0 0.00%	0 0.00%	4 22.22%	6 33.33%	8 44.44%	18
Estrutura curricular	0 0.00%	1 5.56%	4 22.22%	7 38.89%	6 33.33%	18

Total Responses 18

Skipped 9

4. Auto-avaliação da sua participação no curso.

Avalie a sua participação no curso.

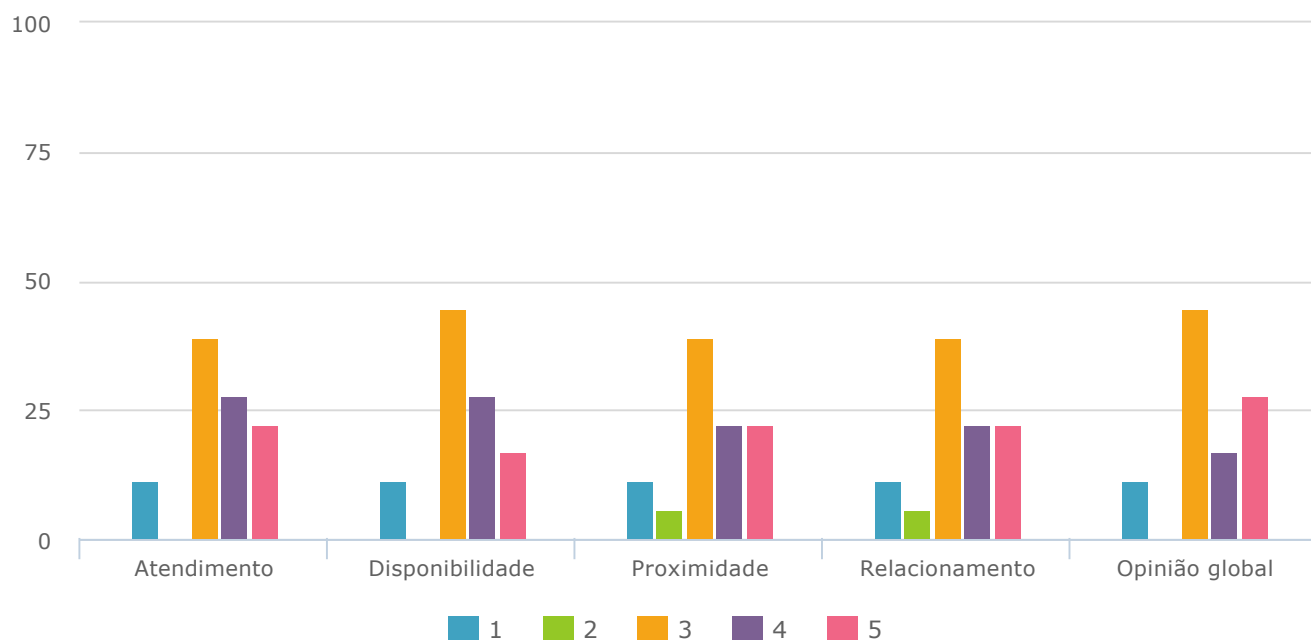


	1	2	3	4	5	Responses
Frequência	0 0.00%	0 0.00%	3 16.67%	8 44.44%	7 38.89%	18
Assiduidade	1 5.56%	0 0.00%	1 5.56%	9 50.00%	7 38.89%	18
Intervenção	0 0.00%	0 0.00%	4 22.22%	8 44.44%	6 33.33%	18
Dedicção	0 0.00%	0 0.00%	1 5.56%	8 44.44%	9 50.00%	18
Resultados	0 0.00%	0 0.00%	3 16.67%	12 66.67%	3 16.67%	18

Total Responses 18

Skipped 9

5. Avalie a Direção do curso.

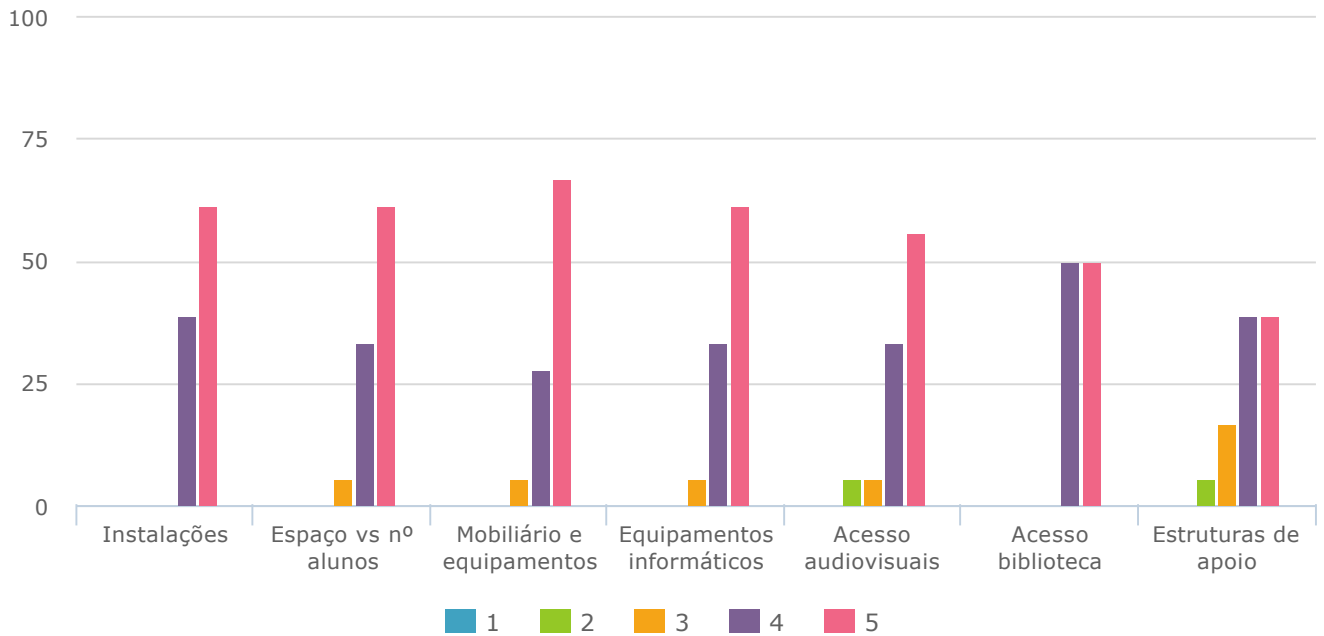


	1	2	3	4	5	Responses
Atendimento	2 11.11%	0 0.00%	7 38.89%	5 27.78%	4 22.22%	18
Disponibilidade	2 11.11%	0 0.00%	8 44.44%	5 27.78%	3 16.67%	18
Proximidade	2 11.11%	1 5.56%	7 38.89%	4 22.22%	4 22.22%	18
Relacionamento	2 11.11%	1 5.56%	7 38.89%	4 22.22%	4 22.22%	18
Opinião global	2 11.11%	0 0.00%	8 44.44%	3 16.67%	5 27.78%	18

Total Responses 18

Skipped 9

6. Avaliação global dos recursos disponíveis.

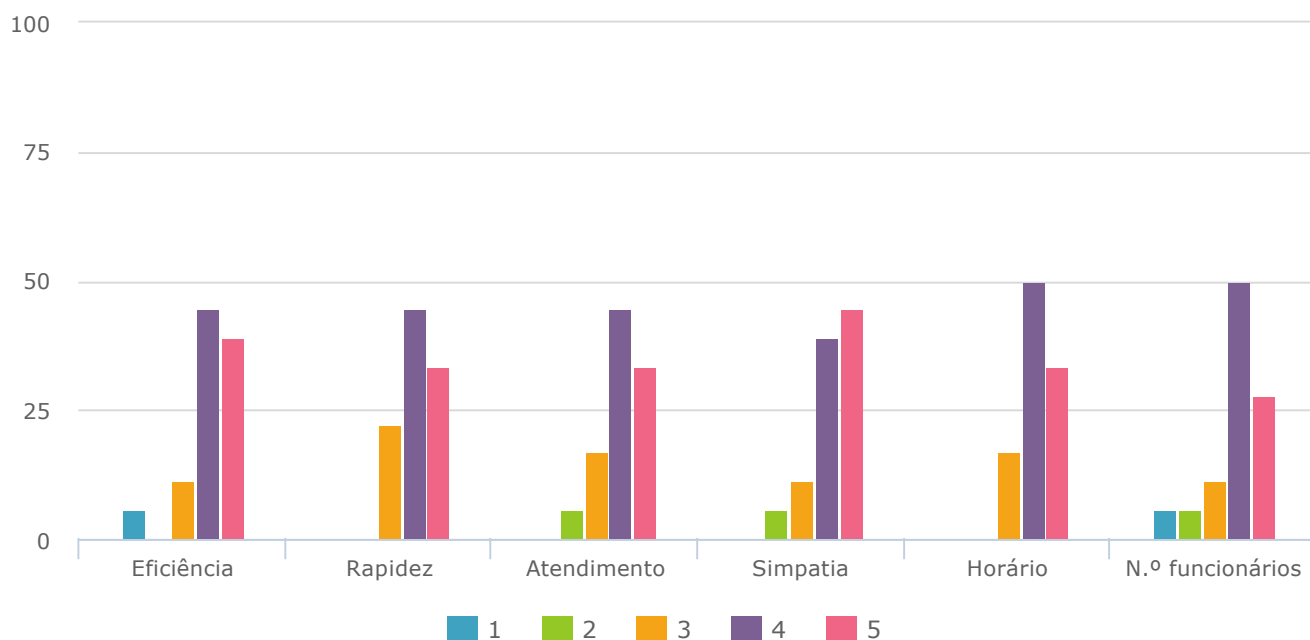


	1	2	3	4	5	Responses
Instalações	0 0.00%	0 0.00%	0 0.00%	7 38.89%	11 61.11%	18
Espaço vs nº alunos	0 0.00%	0 0.00%	1 5.56%	6 33.33%	11 61.11%	18
Mobiliário e equipamentos	0 0.00%	0 0.00%	1 5.56%	5 27.78%	12 66.67%	18
Equipamentos informáticos	0 0.00%	0 0.00%	1 5.56%	6 33.33%	11 61.11%	18
Acesso audiovisuais	0 0.00%	1 5.56%	1 5.56%	6 33.33%	10 55.56%	18
Acesso biblioteca	0 0.00%	0 0.00%	0 0.00%	9 50.00%	9 50.00%	18
Estruturas de apoio	0 0.00%	1 5.56%	3 16.67%	7 38.89%	7 38.89%	18

Total Responses 18

Skipped 9

7. Serviços Acadêmicos.

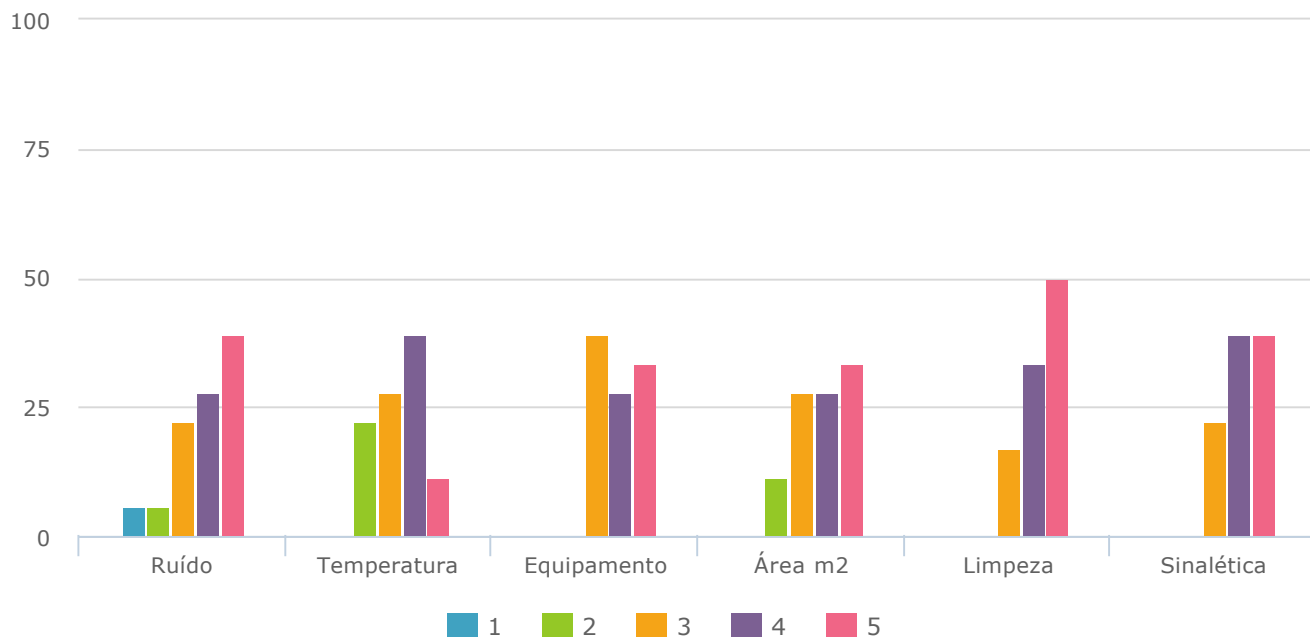


	1	2	3	4	5	Responses
Eficiência	1 5.56%	0 0.00%	2 11.11%	8 44.44%	7 38.89%	18
Rapidez	0 0.00%	0 0.00%	4 22.22%	8 44.44%	6 33.33%	18
Atendimento	0 0.00%	1 5.56%	3 16.67%	8 44.44%	6 33.33%	18
Simpatia	0 0.00%	1 5.56%	2 11.11%	7 38.89%	8 44.44%	18
Horário	0 0.00%	0 0.00%	3 16.67%	9 50.00%	6 33.33%	18
N.º funcionários	1 5.56%	1 5.56%	2 11.11%	9 50.00%	5 27.78%	18

Total Responses 18

Skipped 9

8. Sala de aula.

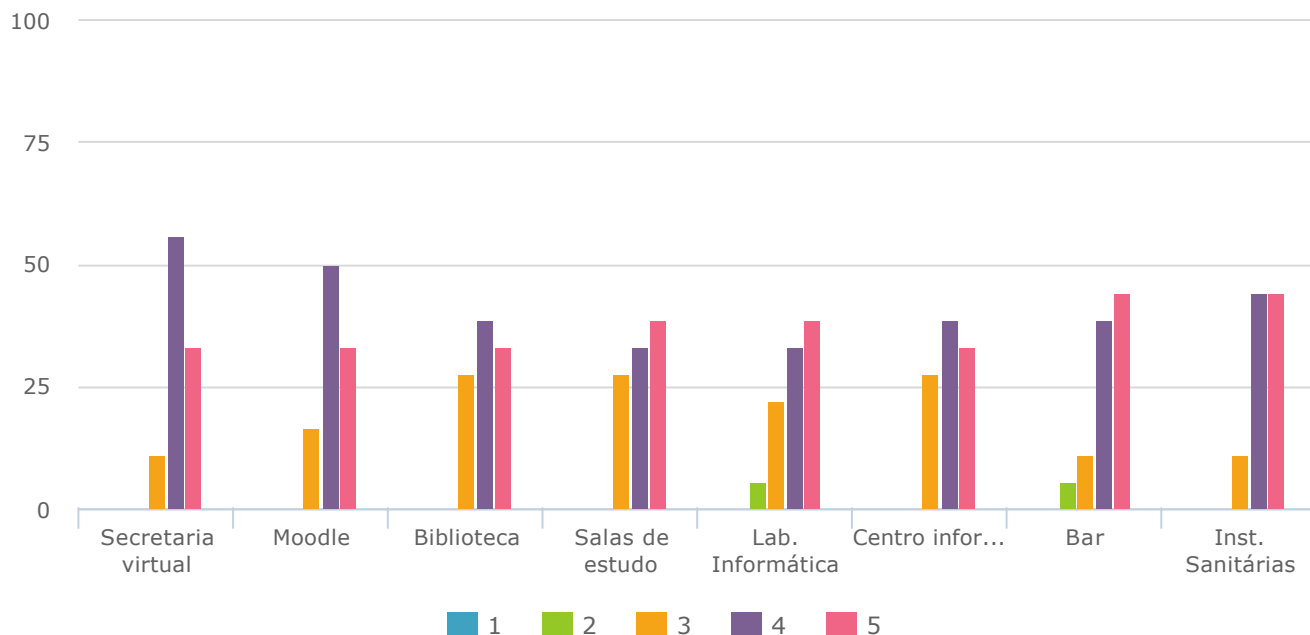


	1	2	3	4	5	Responses
Ruído	1 5.56%	1 5.56%	4 22.22%	5 27.78%	7 38.89%	18
Temperatura	0 0.00%	4 22.22%	5 27.78%	7 38.89%	2 11.11%	18
Equipamento	0 0.00%	0 0.00%	7 38.89%	5 27.78%	6 33.33%	18
Área m2	0 0.00%	2 11.11%	5 27.78%	5 27.78%	6 33.33%	18
Limpeza	0 0.00%	0 0.00%	3 16.67%	6 33.33%	9 50.00%	18
Sinalética	0 0.00%	0 0.00%	4 22.22%	7 38.89%	7 38.89%	18

Total Responses 18

Skipped 9

9. Outros Serviços / Recursos.



	1	2	3	4	5	Responses
Secretaria virtual	0 0.00%	0 0.00%	2 11.11%	10 55.56%	6 33.33%	18
Moodle	0 0.00%	0 0.00%	3 16.67%	9 50.00%	6 33.33%	18
Biblioteca	0 0.00%	0 0.00%	5 27.78%	7 38.89%	6 33.33%	18
Salas de estudo	0 0.00%	0 0.00%	5 27.78%	6 33.33%	7 38.89%	18
Lab. Informática	0 0.00%	1 5.56%	4 22.22%	6 33.33%	7 38.89%	18
Centro informática/Reprografia	0 0.00%	0 0.00%	5 27.78%	7 38.89%	6 33.33%	18
Bar	0 0.00%	1 5.56%	2 11.11%	7 38.89%	8 44.44%	18
Inst. Sanitárias	0 0.00%	0 0.00%	2 11.11%	8 44.44%	8 44.44%	18

Total Responses 18

